

**WESTERN DISTRICT
CRICKET CLUB
INCORPORATED**

(www.geocities.com/westerndistrict_cc)



**THIRTY FIFTH
ANNUAL REPORT
SEASON 2003-2004**

– PLAYER CODE OF CONDUCT –

WESTERN DISTRICT CRICKET CLUB INCORPORATED

Responsibilities of Membership of the Western District Cricket Club Inc

In addition to the requirements to pay fees on time, membership of the Western District Cricket Club carries with it other responsibilities.

You are expected to exhibit behaviour of an exemplary standard at all times where you are identified as a member. The most obvious occasions are on the playing field where acceptance of umpires' decisions, without dissent, is essential and unseemly conduct is not allowed. There are other occasions, however, such as socials, gatherings at the Rugby Club, as a spectator at matches involving the Club and at meetings, where you will be identified as a member of the Club and behavioural and dress standards should be upheld. The Club has the right to enforce penalties where there are proven breaches of reasonable conduct in these matters.

As a player, you should endeavour to be available for all matches as membership carries with it a commitment to the Club. Part of that commitment includes working cooperatively with the captain, team members and officials to ensure your side achieves its optimum performance.

While there is no requirement to undertake administrative duties, members should be aware that the workload in conducting all aspects of the Club's activities is considerable and should not be left to a select few. Your contribution to assist in making the Club work harmoniously and efficiently is encouraged.



WESTERN DISTRICT RUGBY UNION CLUB

Catchpole Street Macquarie ACT

Ph: 6251 2255

club@westsrugby.com.au

www.westsrugby.com.au

Proud Sponsors of Wests Cricket

Three clubs for the price of one

Your membership to Wests Rugby Club now includes membership to
two new clubs

Wests@Kaleen **Georgina Cres Kaleen**

Centrally located in the Kaleen shopping district
(Formally the Coolabah Club)

ACTTAB and Sports Bet

FOXSPORTS and SKY Channel

Raffles Thursday, Friday and Sunday nights

The latest in Gaming technology including independent Link Systems

New Bistro with a traditional home style menu opening in July



Wests@Turner **McCaughey Street Turner**

Popular and friendly atmosphere

Pool competitions Wednesday nights

University Night and Trivia every Thursday

Live Entertainment

FOXSPORTS



For the information of members and guests
Lifeline Canberra – Contact 131114

<p style="text-align: center;">WESTERN DISTRICT CRICKET CLUB INCORPORATED ANNUAL REPORT 2003 – 2004 TABLE OF CONTENTS</p>
--

	Page
OFFICE BEARERS	ii – iii
PRESIDENT’S REPORT	1 – 3
MANAGEMENT COMMITTEE’S REPORT	4 – 5
MEETING ATTENDANCES	4
ACT CRICKET ASSOCIATION AWARDS AND REPRESENTATIVE HONOURS	6
TROPHY WINNERS	7
MEN’S REPORTS	
First Grade	8 – 12
Second Grade	13 – 18
Third Grade	19 – 23
Fourth Grade	24 – 29
Fifth Grade	30 – 32
JUNIORS’ REPORT	33
HONORARY TREASURER’S REPORT AND FINANCIAL STATEMENTS	34 – 42
CLUB HISTORY (MEN’S)	
Club Standings	42
Club Perpetual Awards	45
Club Records	46 – 49
PREVIOUS OFFICE BEARERS	50
CAREER STATISTICS	
Men’s	51 – 70
Women’s – refer 33 rd Annual Report	
CLUB MEMBERSHIP	71

<p style="text-align: center;">WESTERN DISTRICT CRICKET CLUB INCORPORATED OFFICE BEARERS 2002 – 2003</p>

PATRONS	The Honourable Bob McMullan MP Mr Bill Stefaniak MLA
PRESIDENT	Derek Gould ASM
SENIOR VICE-PRESIDENT	Jeff Clark
HONORARY SECRETARY	Al Copeland (Aug 2003), Ben Keens
HONORARY TREASURER	Paul Goddard
<u>DIRECTORS</u>	
CRICKET MANAGEMENT AND DEVELOPMENT	Jon Fuller
GENERAL DIRECTOR	Graeme Death
GROUNDS & EQUIPMENT MANAGEMENT	Matthew Veitch (Nov 2003), Daniel King
PRESIDENT, WESTERN DISTRICT JUNIOR CRICKET CLUB	Nil
<u>OTHER</u>	
ACTCA DELEGATES	Derek Gould Jeff Clark
AUDITOR	Rachael Cox BA BComm
CLUB COACH	Darryle Macdonald
TRAINING COORDINATOR	Graeme Death
CHAIRMAN ON SELECTORS	Jeff Clark
CLUB STATISTICIAN	David Jess
ANNUAL REPORT	Jon Fuller
<u>TEAM CAPTAINS</u>	

FIRST GRADE	Andrew Jones
SECOND GRADE	James Harrison
THIRD GRADE	Matthew Broers
FOURTH GRADE	Ben Keens
FIFTH GRADE	Andrew Miller

SELECTORS

FIRST GRADE	Andrew Jones James Harrison Jeff Clark
SECOND GRADE	James Harrison Matthew Broers Jeff Clark
THIRD GRADE	Matthew Broers Ben Keens Jeff Clark
FOURTH GRADE	Ben Keens Andrew Miller Jeff Clark
FIFTH GRADE	Andrew Miller Rachel Miller Jeff Clark

<p style="text-align: center;">WESTERN DISTRICT CRICKET CLUB INCORPORATED PRESIDENT'S REPORT 2003 – 2004</p>

In reviewing the year 2003/04 it would be remiss not to mention the work of the immediate Past President, Gerard Garrity, A.S.M. Gerry took a lot of time and trouble to ensure that at the AGM in July 2003 there would be a full and able compliment of people to take on the various tasks associated with the smooth and efficient running of our Club.

When the AGM took place some of those that had indicated that they were prepared to take on various tasks found, that for a number of reasons they were unable to fulfil their intentions.

At the first meeting of the Management Committee, Alan Copland announced that as his job was now taking him to Sydney he was unable to continue as Secretary. The club was fortunate in that Ben Keens, already on the Committee, agreed to take on this onerous task, one that he has fulfilled admirably.

A further resignation occurred in November, when Matthew Veitch, Director of Grounds, advised that he would have to resign from the committee due to full time study. Once again the club was fortunate to have an able and committed replacement in Daniel King.

Of the remaining members, Jeff Clark and Jon Fuller came from club stalwarts, Jeff doubling up as Senior Vice-President and Chairman of Selectors, the latter being one, if not the, hardest job in any sporting organisation. There are always those that are: angry, disappointed and, "could do the job better". From my perspective I did not hear any complaints. This was either due to good management by Jeff and his co selectors or possibly any complaints were not brought to my attention. I should like to think that it was the former.

Jon Fuller also doubled up. He took on the responsibility of Director of Cricket together with sponsorship and fund raising. With his years as Captain and long time membership of the Club Jon was admirably suited to the Director of Cricket task

The sponsorship task was full of disappointment. Although producing a professional package and approaching several potential sponsors, we were unable to secure any.

Fundraising was also a disappointment. A number of raffles were scheduled but after the lack of support for the first two the remaining two were cancelled. More on this matter later.

The other director was Graeme Death. Graeme took on the task of Practice Co-ordinator. He could be seen at most practice sessions as well as at the majority of matches.

The last member of the team was the Treasurer, Paul Goddard. Apart from selector this is probably the next most difficult task in an organisation. Paul has been the typical treasure, arguing against the spending of monies that had not been budgeted for and reminding the committee that whilst the club has some reserves it is prudent to budget for the minor items and to keep the reserves for unforeseen major items.

Whilst the accounts are dealt with by the Treasurer, in his report, there are a few matters that need to be brought to your attention.

The cost of running a cricket club is in the vicinity of \$42,000 per year. Income is derived from five major sources: subscriptions, grants, from WDRUC and ACTCA, sponsorship and fundraising.

The club has sought to keep subscriptions to a reasonable level and to schedule payments at various times throughout the season. Despite these arrangements there were a number of members that had to be reminded, on a number of occasions, to pay their subscriptions and indeed some did not.

In the matter of grants there were two. One from the ACTCA and one from WDRUC. At the beginning of the year there was disappointment that the grant from WDRUC was lower than the previous year. In October the management committee met with members of the board of the Western District Rugby Union club, together with the Manager, Andrew Patterson and was able to negotiate for an increase in the amount of the grant. The proviso was that we ensured an increase in the number of members patronising the club.

To encourage patronage a number of BBQ's were held on Saturday evenings, after the matches and it is pleasing to note that there were reasonable numbers attending most of these occasions.

Sponsorship, or the lack of, has already been mentioned. With regards to fundraising, a number of events took place during the year with the most successful being the raffling of an autographed bat at the Prime Minister's match. With only six people, including a visitor from England, a little over \$3000 was raised and I take this opportunity to thank Jeff Clark and the few members who assisted. The total could have been more if there were more volunteers to assist in the selling of tickets.

The raffles, organised by Jon Fuller, met a similar fate, with some members selling more than their allocation of tickets whilst others sold very few, some as little as one ticket.

In order for the club to be able to meet its financial obligations in areas such as; affiliation fees to the ACTCA, umpires expenses, ground hire, insurance, curating, coaching, ball costs, equipment, repairs and maintenance as well as administrative costs, there needs to be a change in the club culture. There needs to be greater commitment to supporting the various fundraising activities, in the payment of subscriptions, in volunteering to assist in any other activities undertaken to promote the club and cricket in our area. If this commitment is not forthcoming members can expect to see a substantial increase in their subscriptions for 2004/2005.

At the beginning of the season the Club was unable to have the use of Jamison Oval. There were a number of reasons, not the least of which was the holding of the Master's Games. This was followed by some celebrations due to the Rugby World Cup. It was not until late November, after some hard work by our curator, Mark Hatton, that cricket was eventually played on the oval.

The outlook for 2004/2005 is looking promising, following discussion with Andrew Paterson, manager of WDRUC. It is hoped that 2nd and possibly 1st Grade will be played at Jamison in the early part of the season.

Despite the rather poor playing facilities that the Club had to endure there were some successes. Congratulations to Jimmy Harrison and his players for tying with North Canberra Gungahlin for the second grade One-Day Competition.

Congratulations to Ben Keens and the boys in fourth Grade for their resounding win against Ginninderra West Belconnen.

This has been only my second year with involvement with Club cricket and although I have spent some 40 years on committees in a number of countries around the world and in several diverse organisations it has been quite a challenge. There are several people that I need to thank for their help and contribution.

To all those that have served on the Management Committee thank you.

To Darryle McDonald, Club Coach. Thank you, not only for your work as coach but also for some timely advice on a range of matters.

To Marcus Cosgrave. Thank you for your advice and for listening to some of my long-winded telephone calls.

To the WDRUC and to Andrew Paterson in particular, thank you for your support and help during the year.

Finally, to you, the Member of the Western District Cricket Club. Thank you for allowing me the privilege of being your President.

I wish the incoming Committee all the best for the 2004/2005 season.

Derek Gould A.S.M.
President

<p style="text-align: center;">WESTERN DISTRICT CRICKET CLUB INCORPORATED MANAGEMENT COMMITTEE'S REPORT 2003 – 2004</p>
--

Committee Meetings Held: 11

Committee Meetings Attended:

President (Derek Gould) – 11 of 11

Senior Vice President (Jeff Clark) – 11 of 11

Secretary (Ben Keens) – 9 of 10

Secretary (Alan Copeland) - 1 of 1

Treasurer (Paul Goddard) - 6 of 11

Treasurer (Ariana Kornek) – 1 of 1

Director (Jon Fuller) - 9 of 11

Director (Daniel King) - 5 of 5

Director (Mathew Veitch) - 2 of 3

Director (Graeme Death) - 10 of 11

Director (Ben Keens) – 1 of 1

As Secretary of the Western District Cricket Club I am pleased to provide a report outlining the committees performance over the 2003-2004 season.

Running an amateur sporting club is never easy. It requires a core of hard working volunteers who are willing to contribute to more than just normal playing hours. In this regard, the Management Committee made some significant progress over the last 12 months. For example, it was great to see Jamison Oval finally being used on a regular basis and we are not far away from having first grade playing regular cricket at the ground. The appointment of a club coach was also of significant benefit to playing members and our relationship with both West Juniors and Radford College continued develop significantly. In addition, merger negotiations with the University of Canberra Cricket Club also progressed in a positive manner. Strategically, the merger is a smart one for our club, and if successful, should leave us in a stronger position both financially and in terms of playing numbers.

The committee was led enthusiastically by our EI Presidente - Derek Gould. Derek's vast experience in the running of amateur sporting clubs was of great benefit to the committee and he was a deserved winner of the 'Club Sticker' award at this years end of season presentation night. The many hours of voluntary work Derek undertook this season were appreciated by everyone on the committee and my job as Secretary was made significantly easier thanks to Derek's knowledge and experience.

A note of thanks is also extended to Graeme Death for his outstanding efforts, not only as a Director on the Management Committee, but also for the dedication he displayed in the role of club training coordinator. Graeme also accepted the role of team manager when our First XI travelled to Maitland to compete in the finals of the NSWCA Country Cup.

Paul Goddard's professional efforts as club treasurer were once again appreciated by all on the committee. Paul, together with Graeme, Jon Fuller, Daniel King, Jeff Clark and Matthew Veitch all helped to ensure the committee continued to run smoothly behind the scenes.

Other than the committee members listed above, there were plenty of others who assisted the club over the season. In particular, the committee would like to pass on a word of thanks to those who helped with selling raffle tickets at the Prime Minister's XI match at Manuka oval in late January. This became the major fund raising activity for our club and its success was due to the generous efforts of those who helped on the day. WDCC membership charges would certainly have been increased had these people (some of whom weren't even club members) not sacrificed a few hours of their time to lend a hand.

Marcus Cosgrave's efforts in running the West's Trivia Night together with his coordination of the "novelty awards" at this years end of season presentation evening were once again appreciated. The night was considered by many as one of the most enjoyable in recent memory (even if the winner of the Brown Jacket was a touch unlucky). Also worth noting was the efforts of the players (and dads) who helped with the working bee at Aranda Oval at the beginning of the summer together with those who sacrificed more than a few hours to attend junior training sessions throughout the season.

Thanks also to Mark Hatton, and Shaun and Ross Jones for the many thankless hours they spent as curators at Kaleen, Jamison and Aranda Ovals. Also an acknowledgment of Darryle Macdonald for the way he carried out the role of club coach should also be made.

The assistance that ACTCA staff offered me throughout the season was also appreciated. In particular, Gerard King and Mark Vergano provided our club with a lot of advice over the summer and they are congratulated for their efforts in helping make the grade competition a smooth and professional operation.

Of course, the club wouldn't be in its current financial position without the backing of our sponsors. The WDRUC was again a great supporter of our activities both financially and by providing us with the use of their facilities for functions and meetings. Our heartfelt thanks to Andrew and his staff for all of their assistance and goodwill.

So where to from here? Well we can't get much completed without a Management Committee that is fully staffed. I urge all club members to think about helping out on the Management Committee in some form next season. As someone mentioned earlier in the year, if 20 club members all contributed just an extra 5% then could see a 100% improvement to our club. Not much to ask and certainly something we should all aim to achieve over the next season. When speaking of next season, a couple of quick wins which I think the club needs to focus on is the use of Jamison Oval as a first grade ground and the development and maintenance of a club internet website. Both of these accomplishments are not too far away, we just need someone from within the club to put their hand up and help to make them happen.

We all have one thing in common: we love Westies and want to see it as the premier cricket club in Canberra. Therefore, we should be working together to reach this goal. Lets cut out the negative talk and sledging, stay positive and move forward together.

Here's to another enjoyable cricket season next summer.

Ben Keens
WDCC Secretary

<p style="text-align: center;">WESTERN DISTRICT CRICKET CLUB INCORPORATED ACT CRICKET ASSOCIATION AWARDS AND REPRESENTATIVE HONOURS 2003 – 2004</p>
--

ACTCA TEAM AWARDS

RANDOM COMPUTING ONE DAY TROPHY 2nd Grade 1-day Premiership	2nd Grade 1-day Premiers
---	--------------------------

RANDOM COMPUTING ONE DAY TROPHY 4th Grade 1-day Premiership	4th Grade 1-day Premiers
---	--------------------------

ACTCA INDIVIDUAL AWARDS

THE SUN SMART TROPHY First Grade Bowling Average	Mark Hatton
--	-------------

ACT REPRESENTATIVES

ACT MEN (COMETS)	Mark Hatton Andrew Jones Darren Richards
-------------------------	--

ACT MEN UNDER 19	Tim Purser
-------------------------	------------

ACT JUNIORS' UNDER 17	Nic Death Robbie van Aalst John Rogers Mark Hall Emma Rogers (Womens)
------------------------------	---

ACT JUNIORS' UNDER 15	Luke Jorgensen Tad Lam Nic Death
------------------------------	--

ACT Womens Junior Player of the Year	* Emma Rogers
---	---------------

* Emma is 14 years of age and is captain of the ACTCA U16JW side. This season she also played in the Weston Creek/Tuggeranong combined U19JW side, the ACT U17 girls team at the national championships in Geelong. She has played cricket at WDJCC for 6 years and was awarded our female player of the year last season.

Her season statistics are:

U16JW

Batting - aggregate of 193 runs scored off 167 balls with an average of 19.3 - dismissed only once in 7 innings. Bowling - 17 wickets at an average of 3.2 from 44 overs (economy rate 20.8, strike rate 15.5)

<p style="text-align: center;">WESTERN DISTRICT CRICKET CLUB INCORPORATED TROPHY WINNERS 2003 – 2004</p>

GRADE BATTING AND BOWLING AWARDS

(Minimum 200 runs / 20 wickets)

FIRST GRADE:	Batting	Darren Richards
	Bowling	Mark Hatton
SECOND GRADE:	Batting	David Roberts
	Bowling	James Harrison
THIRD GRADE:	Batting	N/A
	Bowling	Mathew Broers
FOURTH GRADE:	Batting	Ben Keens
	Bowling	Ben Keens
FIFTH GRADE:	Batting	Andrew Miller
	Bowling	Nigel Butler

SPECIAL AWARDS

KEN FRY TROPHY FOR CLUB CHAMPION	Ben Keens
BOB O'CALLAGHAN TROPHY FOR MOST RUNS	Ben Keens
BOB MCMULLAN TROPHY FOR MOST WICKETS	Mark Hatton
W.D.C.C TROPHY FOR MOST IMPROVED	Robbie van Aalst
DEANS TROPHY CENTRE ENCOURAGEMENT AWARD	Clinton Lillepruun
COACHES AWARD – BEST TRAINER	Jacob Boyle
PETER RUDGE TROPHY FOR CLUB STICKER	Derek Gould
GEOFF SLOANE 5TH GRADE MEMORIAL AWARD	Ronnie Sood

WESTERN DISTRICT CRICKET CLUB INCORPORATED
1ST GRADE CAPTAIN'S REPORT
2003 – 2004

West's had a rebuilding year in 2003/04. Although we were more than competitive in all our games we always seemed to falter towards the end as if we had forgotten how to win.

The season did not begin as we had all hoped - we lost all our two day matches prior to Christmas. We did however manage two wins in the Konica Cup one day competition and set ourselves up to travel to Maitland for the finals of the Country Cup.

With unavailability always a major factor over the Christmas period, we took a reasonably inexperienced team to Maitland, although we managed to prise Darryle Macdonald and 'Tripod' Keens out of retirement for the trip. The mixture seemed to work fairly well as we made it to the quarter finals before faltering – we all still had a great time though. I would especially like to thank Graham Death for all his help on the tour – organising, directing and pointing out anything of note.

Although the first half of the season wasn't too prosperous (we were out of the Konica Cup) we still had a shot at the two day competition. We had to win at least four matches and started well by beating Queanbeyan outright and then defeated Eastlake.

In a season affected so much by rain (who would have thought it possible with the drought) we came into the last game against Ginninderra needing an outright win to make the finals. Who would have thought that you could make the finals by winning just three games. Having picked up first innings' points we bowled Ginninderra out for 134 in their second innings leaving us to score 132 to finish third and play in the finals. Unfortunately the fairy tale was not to be as we were bowled out for 110 – once again I think it was another case of "forgetting how to win".

There were however some individual highlights during the season including:

- Darren Richards smashed 131 off 128 balls against Weston Creek at Stirling Oval which set the platform for the rest of the match, not forgetting Darryle Macdonald's 73 not out as we scored our highest total of the season, 278;
- Jimmy Harrison's 8/14 as Cootamundra was bowled out for 28;
- Mark Hatton, who had a slow start to the season taking just 13 wickets before Christmas, but coming back to take 26 wickets in just six innings during the second half, including 10 wickets in our final match against Ginninderra;
- Jake Boyle and "Penfolds" cementing places in first grade
 - Jake seemed to be able to come on and take a wicket whenever we needed it (with his stock ball the waist-high fully)
 - Ben Phillips with his unorthodox and often disrespectful batting technique regularly getting us off to a good start.

Although this was a rebuilding year for the team, we still managed to have three players represented in the ACT Comets – Darren Richards, Mark Hatton and myself. John Rogers was selected in the ACT Under 19's, with Robbie van Alst, Mark Hall and Nick Death selected in the ACT Under 17's. All young guys with big futures and who I hope are the future of the Club.

My first season as grade captain was something new to me. It was never easy but I believe I learnt a lot as the season progressed. I would particularly like to thank Darryle and Hatts for their contributions on the field (although whatever advice "Hatts" gave "Grim" gave the opposite and vice versa). Thanks again to Graham Death for getting me out of trouble off the field on many occasions and for all the BBQs – they were appreciated.

I look forward to a big year in 2004/05 and hope that we will all be back. Enjoy the off-season but come the end of winter remember cricket, and all the great things that come with it, is just around the corner – see you then.

Andrew Jones

<p style="text-align: center;">WESTERN DISTRICT CRICKET CLUB INCORPORATED 1ST GRADE STATISTICS 2003 – 2004</p>
--

BATTING AND FIELDING

<u>Name</u>	<u>Mtchs</u>	<u>Inngs</u>	<u>N.O.</u>	<u>Runs</u>	<u>Average</u>	<u>H.S.</u>	<u>50s</u>	<u>100s</u>	<u>Ct/St</u>
Richards, D	16	18	1	507	29.82	131	2	1	6
Phillips, B	15	17	1	357	22.31	69n.o.	2	0	7
King, D	15	16	3	345	26.54	68	2	0	11
Jones, A	16	15	0	276	18.40	51	1	0	7
Hatton, M	14	14	1	198	15.23	43	0	0	6
Boyle, J	17	16	5	192	17.45	29	0	0	9
Wheatley, M	12	12	2	139	13.90	45	0	0	3
Purser, T	8	8	1	124	17.71	50n.o.	1	0	1
Rogers, J	5	5	1	118	29.50	57	1	0	0
Death, N	12	11	2	97	10.78	38	0	0	3
Macdonald, D	5	4	1	93	31.00	73n.o.	1	0	0
Scascighini, J	5	5	0	62	12.40	34	0	0	0
Gough, J	5	5	2	43	14.33	23	0	0	12/2
Funnel, L	4	5	1	39	9.75	21	0	0	0
Whitelum, D	1	1	0	25	25.00	25	0	0	2
McGann, M	7	7	3	24	6.00	7n.o.	0	0	3
Roberts, D	1	1	0	21	21.00	21	0	0	0
Janzen, N	3	3	1	19	9.50	17	0	0	2
van Aalst, R	11	8	3	18	3.60	11n.o.	0	0	4
Hall, M	5	4	0	11	2.75	7	0	0	10/6
Harrison, J	1	1	0	4	4.00	4	0	0	0
McFarland, B	1	1	0	1	1.00	1	0	0	0
Greatz, N	1	1	0	1	1.00	1	0	0	0
Keens, B	2	1	0	0	0.00	0	0	0	0
McDermott, A	1	0	0	0	0.00	-	0	0	1
King, G	1	1	0	0	0.00	0	0	0	0

BOWLING

<u>Name</u>	<u>Overs</u>	<u>Mdns</u>	<u>Wkts</u>	<u>Runs</u>	<u>Average</u>	<u>B/B</u>	<u>5W/I</u>	<u>10W/M</u>
Hatton, M	197.2	58	39	416	10.67	6/25	2	1
Jones, A	270.2	39	35	806	23.03	4/52	0	0
Boyle, J	155.5	22	28	525	18.75	5/27	2	0
McGann, M	147.1	33	24	323	13.46	4/27	0	0
van Aalst, R	120.4	23	18	357	19.83	3/11	0	0
Harrison, J	20.1	3	9	81	9.00	8/14	1	0
Macdonald, D	20	0	6	86	14.33	2/7	0	0
Keens, B	20	8	3	22	7.33	2/15	0	0
Death, N	42	3	2	189	94.50	1/20	0	0
Janzen, N	17	1	2	100	50.00	1/27	0	0
Greatz, N	15	2	1	68	68.00	1/43	0	0
King, D	4	0	0	17	0.00	0/17	0	0
Roberts, D	4	1	0	6	0.00	0/6	0	0

TOP TEN BATTING PARTNERSHIPS – BY WICKET

1	135*	Phillips, B (69 n.o.)	&	Richards, D (52 n.o.)	Lismore	27/12/2003
2	118	Richards, D (67)	&	Macdonald, D (47 n.o.)	WCCC	9/11/2003
3	77	Richards, D (27)	&	King, D (46 n.o.)	ACT U/19	12/10/2003
4	52*	King, D (40 n.o.)	&	Rogers, J (12 n.o.)	GWBC	6/03/2004
5	39	King, D (19 n.o.)	&	Hatton, M (18)	CNGCC	7/02/2004
	39	Roberts, D (18 n.o.)	&	Rogers, J (18)	GWBC	13/03/2004
6	42	Jones, A (25)	&	Purser, T (11 n.o.)	QCCC	24/01/2004
7	67	Jones, A (51)	&	Death, N (13 n.o.)	WCCC	8/11/2003
8	45	Death, N (25)	&	Boyle, J (15 n.o.)	WCCC	8/11/2003
		Gough, J (23)	&	Boyle, J (22 n.o.)	ANUCC	6/12/2003
9	31	Jones, A (1)	&	Boyle, J (10 n.o.)	TVCC	15/11/2003
10	36	Janzen, N (17)	&	Death, N (8 n.o.)	ACT U/19	12/10/2003

TOP TEN BATTING PARTNERSHIPS – BY RUNS

1	135*	Phillips, B (69 n.o.)	&	Richards, D (52 n.o.)	Lismore	27/12/2003
1	120	Wheatley, M (45)	&	Richards, D (64 n.o.)	WCCC	9/11/2003
2	118	Richards, D (67)	&	Macdonald, D (47 n.o.)	WCCC	9/11/2003
1	85	Richards, D (21)	&	Phillips, B (42 n.o.)	NCGCC	26/10/2003
3	77	Richards, D (27)	&	King, D (46 n.o.)	ACT U/19	12/10/2003
7	67	Jones, A (51)	&	Death, N (13 n.o.)	WCCC	8/11/2003
2	57	Richards, D (40)	&	Death, N (17 n.o.)	GWBC	13/12/2003
7	54	Boyle, J (20)	&	Purser, T (33 n.o.)	ECC	10/01/2004
6	53	Jones, A (27)	&	Boyle, J (19 n.o.)	TVCC	28/02/2004
4	52*	King, D (40 n.o.)	&	Rogers, J (12 n.o.)	GWBC	6/03/2004
1	52	Richards, D (25)	&	Phillips, B (23 n.o.)	TVCC	28/02/2004

* Denotes Unbeaten Partnership

BATTING BEST (50+ runs)

131	Richards, D	WCCC	9/11/2003	Stirling
73*	Macdonald, D	WCCC	9/11/2003	Stirling
69*	Phillips, B	Lismore	27/12/2003	Maitland
68	King, D	ACT U/19	12/10/2003	Grammer
63	King, D	NCGCC	7/02/2004	Majura
57	Rogers, J	GWBC	13/12/2003	Kippax 1
56	Phillips, B	TVCC	15/11/2003	Manuka
53	Richards, D	ANUCC	6/12/2003	ANU North
52*	Richards, D	Lismore	27/12/2003	Maitland
51	Jones, A	WCCC	8/11/2003	Kaleen
50*	Purser, T	ECC	10/01/2004	Kaleen

BOWLING BEST (5 wickets)

O-M-R-W

8.1-1-14-8	Harrison, J	Cootamundra	07/12/2003	Kaleen
16.1-7-25-6	Hatton, M	GWBC	06/03/2004	Kaleen
21.1-5-60-6	Hatton, M	CNGCC	07/02/2004	Majura
11.4-3-27-5	Boyle, J	ECC	10/01/2004	Kaleen
9-1-43-5	Boyle, J	ACT U/19	12/10/2003	Grammer

BOWLING BEST (10 wickets in a match)

O-M-R-W

35.2-15-50-10	Hatton, M	GWBC	6-13/03/2004	Kaleen
---------------	-----------	------	--------------	--------

WESTERN DISTRICT CRICKET CLUB INCORPORATED
2ND GRADE VICE-CAPTAIN'S REPORT
ONE-DAY JOINT PREMIERS
2003 – 2004

Season 2003-2004 was one of great satisfaction balanced by a copious dollop of dissatisfaction. We tied the un-tieable game in the 1-day final against Norths at Majura only to follow this up later in the year by being ignominiously bundled out of the 2-day finals losing outright to Ginninderra in the last game of the year.

Round 1 saw us start the season as we ended it, on a low note losing to ANU, unable to chase a paltry 179. The only contributor was the stoic Matthew Wheatley who gallantly shrugged off any hint of early season fragility, to post a solid 38 on a dead deck at ANU North.

Round 2 was one of our better performances of the year, whereby we successfully chased 201 against Tuggeranong at the picturesque Condor oval, with Brian McFarland notching up an impressive 62, also notching up an equally impressive run-out of yours truly for 31, cutting me down mid-stride on the way to what would have been a certain ton. Such is life.

Next up Queanbeyan hosted us in their fair city and proceeded to send us back to where we started in round 1 – Dogsville. In reply to their 6/191, we put together a scratchy 133, with the only batsmen to wag their tail being the dogged Matthew Wheatley, once again showing a bit ofchutzpah with a well compiled 45.

Following this debacle, the ACTCA kindly scheduled us for our 4th away game in a row at Sterling oval, where the nightmare of last seasons 9/531 declared by Weston Creek in the two day semi loomed large in our scarred minds. Although we again went down, it was an honorable defeat as the team as a whole dug in and showed some guts and determination. The inimitable Robert Maggs shone with the ball capturing 7/91 in Weston Creeks innings of 291 where he put on display his answer to Warneys "flipper" – the Maggs "flicker". Our top order bats took inspiration from the Maggsinator, and put together 263 in reply. Raj Singh (52) displayed some cavalier cricket and was ably supported by John Rogers (44) and Nathan Greatz (33).

Round 5 against Eastlake was a washout, but not before handsome Tim Purser compiled an equally handsome 61 batting at no.3. Onward to Round 6, where we were again trounced by ANU -179-, more than enough for our vegetarian reply of 145 all out. Contributors were Nick Jansen with 3/50 with the ball and Andrew Appledorf with a rear-guard 31 batting at 11.

Round 7 saw a fine one day result against Norths with Wests posting 173 on a typically difficult Kaleen wicket. Daniel Callaghan top scored with 69 and Andrew Appledorf once again stepped up making 31 batting at 10. In reply Norths could only muster 142 after being 5/104. The deciding factor was David Roberts who for the first 3 months of the season couldn't bat to save himself, so decided instead to take up bowling instead, knocking the final 5 Norths wickets over and finishing with 5/22 on the day. Where have they been hiding this round arm wonder?

Round 8 was a washout, and at the Christmas break we were 2 wins, 4 losses and 2 draws. Not exactly champagne cricket by any stretch of the imagination.

The holiday break regenerated our bodies and soul (except Robbo who abuses the first and has sold the second) and we returned to destroy Weston Creek in the Round 9 one-dayer at Phillip. They were bundled out for 71 by Jack Scasaghini (3/27) and Ben Allison (3/12 – playing his first game in 2nd grade), which we proceeded to knock off in 17 overs for the loss of 2 wickets.

The round 10 one-dayer against Eastlake at Kingston was a disappointment, given we notched up a highly defensible 233, with Jack Scasaghini wielding the blade on his way to a fine 88, including 2 memorable 6's, one of which was a mighty pull landing on the Pavilion square of the wicket. But, 233 wasn't quite enough with Eastlake getting them 9 down, Gerard King almost pulling us out of the mire with a last ditch 2/14 off 5 overs at the death.

A week later, knowing how much we loved playing away games, the ACTCA scheduled our second game against Queanbeyan for the season at Freebody for round 11. My what a lovely location and didn't little Lachy Funnel thrive in the surrounds, smashing 106 off the hapless Queanbeyan attack, not even a torn hammy early on in his dig stopping the carnage. Mark "Junior Stiffler" Hall chipped in with 48 batting at no.8, with Wests finishing up with 242. Queanbeyan capitulated with just 98, Gerard King backing up his Round 9 performance with 3/14 and Jimmy Harrison bowling 14 accurate overs for 3/24.

Next up, we needed a miracle to make the one-day semis, but all our post match team prayer sessions finally paid off and made them we did, smashing ANU at North oval compiling 193 in our innings, 77 from myself and 42 from Hooters. Our bowlers dispensed with the ANU batting line up for only 63 – well shared around with Jimmy Harrison 3/5, Jack Scasaghini 2/23 and Aaron Coddington 2/4.

The next weekend, the elation of making the final was initially tempered on the first day of Round 12 with Norths opener Gordon McGurk being dropped by us seven times in one dig, leaving him to make 60 odd and guiding his side to 233 on Kaleen. Nick Death toiled long and hard with the ball and returned the decent figures of 4/65, Maggsy also chipping in with 3/50. After a long, and mainly unsuccessful day in the field, we had to back up the following morning in the one-day final against Norths at Majura.

What a game. We notched up 9/210 off our 50 overs with various contributors. Myself (38), Gerard King (34), but the most memorable was Andrew McDermott with 34 runs sculpted from rock over 35 overs. Little David Roberts also chipped in with 22 runs late in the piece batting at no.8. Norths then set about smashing our bowling and reached 4/168 off 40 overs, only requiring 43 runs off the final 10 overs with 6 wickets in hand, but proceeded to choke like Mama Cass on a ham sandwich collapsing to 9/208 requiring 3 runs with 1 wicket remaining and one over to go. Jack Scasaghini stepped up to the plate bowled two dot balls then was hit for 2 runs by their number 11. Scasa dotted up the next two balls leaving 1 required off the last ball of the match which the Norths batsman dutifully stroked high in the air to mid-off where the safe (and shaking) hands of Matty Wheatley took the catch to tie it all up. Jimmy Harrison 3/31 and Jack Scasaghini 3/42 took the majority of the wickets, but Aaron Coddington bowled the spell of the day with 0/24 off his 10 shutting down the Norths attack when it was needed most. Another highlight was the fielding with some great outfield catching by both Gerard King and Andrew McDermott. Yeah Baby!

Returning to round 12, Norths finished us off the following week in the 2-dayer with our side only mustering 76, off which John Rogers made 34. Round 13 saw a return to form with us making 324 against Tuggeranong again (surprise, surprise) at

Condor. Robbo awoke from the batting dead and put together a majestic 123 and a record 5th wicket partnership of 178 with Stephen Hinds who made 73. Backing it up with the ball, Tuggs were knocked over for 211 with Jimmy Harrison taking 5/42.

And so to the last round. All we needed to do to make the 2-day finals was not loose outright to Gininderra, but loose outright to them we did. Other than Aaron Coddington (23), we batted like gimps to be all out for 76 in the first dig. Ginninderra knocked up a quick 5/101 declared following which we made a more reasonable 225, with Wheaters putting together his dig of the year with 75 imperious runs. In a turnaround from our 1-day final result it was our turn to be dealt a loosing hand by divine intervention. Gininderra made the 201 required 9 wickets down. Close, but no cigar. Jimmy Harrison again bowled well for 5/45.

Where did we go wrong in the 2-day comp? Our bowlers on the whole put in some steady performances and Hindsy was solid behind the stumps, however our batting results were a disappointment with no batsman making over 300 runs and only two making more than 200 for the season. What was needed was more application and consistency from our top order and some pressure from the lower grades to make the upper grade bats hungrier to retain their spots.

All in all, a mixed season, but not one without success. The 1-day final result is to be savored, even though it was a tie, as we never looked like being a chance until the last 6 balls bowled. We all clicked on the day and had 2nd grade cricketers putting in 1st grade performances to achieve the result we did. Great stuff.

Other more frivolous memories of the season included:

- Andrew Appledorfs stoush with Robbo in the run chase, seeing the regular number 11 outscoring Robbo (the self acclaimed “one-man top order strike force”) for ½ the season at a rate of 2 to 1, only to see Apples campaign destroyed when he broke his arm riding his unicycle at the gay & lesbian Mardi-gras up George Street, Sydney.
- The spin twins partnership of Robert Maggs and Nick Jansen captivating all and sundry as they alternately sledged and praised each other throughout the year. Leg spinners are a truly strange breed. Coincidentally, they were seen together by Apples, on the float “Spin for Sin”, just before he fell off his unicycle.
- Wheaters achievement to play an entire season, attend every post-match and other official function and not once dip into his own pockets to buy himself, or anyone else for that matter, a single beer.
- Jack Scasaghinis lovely wife Sams attendance at a fines meeting, during which she (quite correctly) fined the entire 2nd grade side for not introducing themselves. English etiquette has finally infiltrated itself into Canberra grade cricket.
- The post-match festivities following the one-day final win, saw the legendary “head-off” between Apples and Nick Jansen to ascertain who had the bigger melon. For the record, Apples coasted it in, much to the bemusement of a very inebriated and wild eyed Nicky J.

Finally, my thanks to Jimmy Harrison for captaining the side and to Derek Gould for his assistance in the warm ups.

Marcus Cosgrave

<p style="text-align: center;">WESTERN DISTRICT CRICKET CLUB INCORPORATED 2ND GRADE STATISTICS 2003 – 2004</p>
--

BATTING AND FIELDING

<u>Name</u>	<u>Mtchs</u>	<u>Inngs</u>	<u>N.O.</u>	<u>Runs</u>	<u>Average</u>	<u>H.S.</u>	<u>50s</u>	<u>100s</u>	<u>Ct/St</u>
Roberts, D	14	13	0	255	19.62	123	0	1	7
Cosgrave, M	14	15	2	245	18.85	77	1	0	4
Wheatley, M	8	9	0	187	20.78	75	1	0	3
King, G	11	11	0	185	16.82	42	0	0	4
Funnell, L	6	7	0	180	25.71	106	0	1	4
Hinds, S	11	12	1	159	14.45	73	1	0	14
McDermott, A	8	9	1	146	18.25	37	0	0	8
Hall, M	8	8	1	116	16.57	48	0	0	16/3
Scascighini, J	5	4	0	108	27.00	88	1	0	2
Appledorf, A	11	9	1	104	13.00	31	0	0	2
Rogers, J	4	4	0	100	25.00	44	0	0	2
Maggs, R	13	13	4	83	9.22	26no	0	0	3
Ellis, S	4	4	0	79	19.75	38	0	0	1
McFarland, B	6	6	0	78	13.00	62	1	0	0
Callaghan, D	2	2	0	72	36.00	69	1	0	0
Coddington, A	7	6	1	70	14.00	25	0	0	1
Singh, R	3	3	0	62	20.67	52	1	0	0
Purser, T	1	1	0	61	61.00	61	1	0	2
Widdup, P	3	4	0	61	15.25	31	0	0	4
Jones, S	7	7	1	56	9.33	32no	0	0	0
Janzen, N	8	7	3	46	11.50	17	0	0	5
Greatz, N	1	1	0	33	33.00	33	0	0	0
Harrison, J	13	6	2	31	7.75	10	0	0	4
Death, N	4	3	1	24	12.00	15	0	0	1
Goddard, P	3	2	1	10	10.00	6	0	0	2
Ronald, J	1	1	0	9	9.00	9	0	0	0
Allison, B	2	1	0	7	7.00	7	0	0	0
McGann, M	1	1	1	2	2.00	2no	0	0	0
Van Aalst, R	1	1	0	0	0.00	0	0	0	0
Phillips, B	1	0	0	0	0.00	0	0	0	0
Selmes, R	1	0	0	0	0.00	0	0	0	0
Hutchinson, M	1	0	0	0	0.00	0	0	0	0

BOWLING

<u>Name</u>	<u>Overs</u>	<u>Mdns</u>	<u>Wkts</u>	<u>Runs</u>	<u>Average</u>	<u>B/B</u>	<u>5W/I</u>	<u>10W/M</u>
Harrison, J	151	37	32	321	10.03	5/42	2	0
Roberts, D	103.1	19	15	349	23.27	5/22	1	0
Appledorf, A	95.1	16	14	325	23.21	3/30	0	0
Maggs, R	84.5	13	13	379	29.15	7/91	1	0
Scascighini, J	52	2	13	211	16.23	3/27	0	0
King, G	42.5	5	11	131	11.91	3/14	0	0
Janzen, N	67	1	10	275	27.50	3/46	0	0
Death, N	34.3	4	8	135	16.88	4/65	0	0
Coddington, A	48.5	10	7	122	17.43	2/26	0	0
McFarland, B	8	1	4	30	7.50	2/0	0	0
Callaghan, D	10	2	3	26	8.67	3/26	0	0
Allison, B	9	0	3	32	10.67	3/12	0	0
Ellis, S	31	3	2	126	63.00	1/36	0	0
Selmes, R	2	0	2	10	5.00	2/10	0	0
Rogers, J	5	0	1	25	25.00	1/19	0	0
Van Aalst, R	6	0	1	24	24.00	1/24	0	0
Goddard, P	10	0	0	35	0.00	0/11	0	0
Phillips, B	6	1	0	11	0.00	0/11	0	0
McGann, M	7	0	0	26	0.00	0/26	0	0
Hutchinson, M	2	0	0	17	0.00	0/17	0	0
Wheatley, M	1	0	0	3	0.00	0/3	0	0
Hinds, S	1	1	0	0	0.00	0/0	0	0

TOP TEN BATTING PARTNERSHIPS – BY WICKET

1st	75	Singh, R (52)	&	Hall, M (21)	v. WCCC	01/11/03
2nd	99	Funnell, L (32)	&	Scascighini, J (63)	v. ECC	17/01/04
3rd	36	King, G (24)	&	Cosgrave, M (8)	v. ANU	01/02/04
4th	49	Roberts, D (17)	&	Purser, T (30)	v. ECC	15/11/2003
5th	178	Roberts, D (101)	&	Hinds, S (68)	v. TVCC	21/02/2004
6th	51	Cosgrave, M (20)	&	McFarland, B (21)	v. TVCC	18/10/2003
7th	39	Cosgrave, M (13)	&	Hinds, S (20)	v. GWBCC	6/03/2004
8th	33	Janzen, N (15)	&	Appledorf, A (18)	v. WCCC	1/11/2003
9th	56	Callaghan, D (27)	&	Appledorf, A (26)	v. NCGCC	13/12/2003
10th	35	Appledorf, A (31)	&	Maggs, R (13)	v. ANU	6/12/2003

TOP TEN BATTING PARTNERSHIPS – BY RUNS

1st	178	Roberts, D (101)	&	Hinds, S (68)	v. TVCC	21/02/2004
2nd	99	Funnell, L (32)	&	Scascighini, J (63)	v. ECC	17/01/2004
3rd	75	Singh, R (52)	&	Hall, M (21)	v. WCCC	01/11/03
4th	72	Widdup, P (31)	&	Wheatley, M (41)	v. GWBCC	06/03/04
5th	59	Cosgrave, M (38)	&	McDermott, A (11)	v. NCGCC	8/02/2004
6th	56	Callaghan, D (27)	&	Appledorf, A (26)	v. NCGCC	13/12/2003
7th	55	Roberts, D (19)	&	Funnell, L (36)	v. QCC	24/01/2004
8th	51	Cosgrave, M (20)	&	McFarland, B (21)	v. TVCC	18/10/2003
9th	49	Roberts, D (17)	&	Purser, T (30)	v. ECC	15/11/2003
10th	46	Greatz, N (33)	&	Cosgrave, M (13)	v. WCCC	8/11/2003

BATTING BEST (50+ runs)

123	Roberts, D	v. TVCC	21/02/04	Condor
106	Funnell, L	v. QCC	24/01/04	Freebody 1
88	Scascighini, J	v. ECC	17/01/04	Kingston
77	Cosgrave, M	v. ANU	01/02/04	ANU North
75	Wheatley, M	v. GWBCC	06/03/04	Kippax 1
73	Hinds, S	v. TVCC	21/02/04	Condor
69	Callaghan, D	v. NCGCC	13/12/03	Kaleen
62	McFarland, B	v. TVCC	18/10/03	Condor
61	Purser, T	v. ECC	15/11/03	Kaleen
52	Singh, R	v. WCCC	01/11/03	Stirling

BOWLING BEST (5+ wickets)

O-M-R-W

21.5-4-91-7	Maggs, R	v. WCCC	01/11/03	Stirling
6-2-22-5	Roberts, D	v. NCGCC	13/12/03	Kaleen
20-5-42-5	Harrison, J	v. TVCC	21/02/04	Condor
12.4-1-45-5	Harrison, J	v. GWBCC	13/03/04	Kippax 1

WESTERN DISTRICT CRICKET CLUB INCORPORATED
3RD GRADE CAPTAIN'S REPORT
2003 – 2004

Where can I start in describing this season, third grade started the season hotter than Darwin and ended the season somewhere around Antarctica. I will try to focus on the positives in this report.

Batting – Very few highlights this year with our highest partnership a stand of 94 between Paul “Romeo “ Huleatt and Adam Young in a game against ANU, we only had consistent performances throughout the season from Jamie Ronald who really started to hit his straps latter in the season with some fine knocks. Jai Gough, Andrew McDermott, Steve Hinds all made solid contributions in limited appearances for third grade. Paul Segrott and Ryan Selmes also had their moments.

A positive to come out of the season was the exposure that youngsters Shane Bartle, Will Witheridge, Shebang Metha and Matty Chamberlin got this year, and all showed glimpses of making plenty of runs in the future for West's.

On a separate note I do not think playing a number of games on a under prepared wicket at Jamison in the second half of the year, helped any of the top order get into gear.

Bowling – This was one part of the game the team excelled in, we would consistently pressure teams and more often than not solid contributions from our top line bowlers helped us over the line to win games, particular efforts worth noting, Glenn Smith who was solid throughout the year and ended with fifteen wickets, Ben Allison who also ended with fifteen wickets and bowled a very consistent line all year, Hutcho and Selmsey also contributed solidly all year.

I must also make mention of Nick Janzen who came into third grade late in the season and performed with gusto, and really was too good for opposing third grade batsmen, I personally look forward to the Janzen vs Maggs battle in second grade next year.

Aaron Coddington was also a sensational find for the club this year and bowled consistently well in third grade and ended the season playing being a regular and playing in a one day premiership with Two's, his fielding is also worth special mention, his sliding and catching where in the Ricky Pointing class, look forward to heading down to 1st grade in my old age and watching Aaron play. Luke ‘Jorgo” Jorgenson, this young fellow came into the side late in the season with a run up longer than Brett Lee (I almost keeled over at the thought of running that far) he bowled with good pace and accuracy and will also be a valuable asset for Westies in years to come.

I must also make special mention of the great effort that Paul Segrott put in behind the stumps this year.

I would also like to thank Jamie Ronald for filling in as captain on a couple of occasions when I was on sabbatical, and all the other captains who made selection nights on Tuesday's enjoyable and in particular chairman of selectors, Clarky who bought the mobile phone back into my life on each and every Friday night.

Next year will be a big one for three's with the rumoured return of some stars,
I will be visiting the land of the star spangled banner in October next year , so I will
hopefully catch up with everybody on my return in November.

Cheers,

Matt "Gizmo" Broers

<p style="text-align: center;">WESTERN DISTRICT CRICKET CLUB INCORPORATED 3RD GRADE STATISTICS 2003 – 2004</p>
--

BATTING AND FIELDING

<u>Name</u>	<u>Mtchs</u>	<u>Inngs</u>	<u>N.O.</u>	<u>Runs</u>	<u>Average</u>	<u>H.S.</u>	<u>50s</u>	<u>100s</u>	<u>Ct/St</u>
Ronald, J	12	13	1	196	16.33	61	1	0	4
Sergrott, P	14	16	1	129	8.60	33	0	0	14/1
Selmes, R	10	12	0	119	9.92	36	0	0	4
Broers, M	9	11	1	108	10.80	22	0	0	4
Hinds, S	4	4	0	106	26.50	48	0	0	1
Allison, B	9	11	3	86	10.75	28	0	0	3
Young, A	9	9	1	84	10.50	41	0	0	5
Huleatt, P	4	4	0	81	20.25	54	1	0	1
McDermott, A	5	5	0	75	15.00	32	0	0	2
Singh, R	3	3	0	62	20.67	30	0	0	0
Bartle, S	10	12	0	60	5.00	10	0	0	6
Smith, G	9	10	4	58	9.67	17no	0	0	2
Metha, S	7	9	0	50	5.56	14	0	0	0
Jorgenson, L	4	5	1	43	10.75	27	0	0	0
Chamberlin, M	5	7	0	41	5.86	20	0	0	2
Gough, J	1	1	1	34	0.00	34no	0	0	1
Coddington, A	7	7	1	30	5.00	14	0	0	5
Jones, S	3	4	0	29	7.25	11	0	0	0
Scascighini, J	2	2	0	23	11.50	20	0	0	1
Janzen, N	4	4	1	19	6.33	14no	0	0	3
Wetheridge, W	5	6	2	16	4.00	9no	0	0	1
Hutchinson, M	5	5	2	14	4.67	12	0	0	2
Greeves, N	1	1	1	10	0.00	10	0	0	0
Dhillon, T	1	1	0	6	6.00	6	0	0	1
Colebatch, T	2	2	0	0	0.00	0	0	0	0
Lamb, T	1	0	0	0	0.00	0	0	0	1

BOWLING

<u>Name</u>	<u>Overs</u>	<u>Mdns</u>	<u>Wkts</u>	<u>Runs</u>	<u>Average</u>	<u>B/B</u>	<u>5W/I</u>	<u>10W/M</u>
Broers, M	102	21	28	225	8.04	8-52	2	0
Smith, G	89.1	18	15	296	19.73	4-24	0	0
Allison, B	83	30	15	168	11.20	5-38	1	0
Janzen, N	63	17	14	133	9.50	5-44	1	0
Selmes, R	79	13	13	254	19.54	4-25	0	0
Hutchinson, M	67	6	13	241	18.54	3-31	0	0
Coddington, A	58	14	8	141	17.63	2-14	0	0
Young, A	33	4	7	105	15.00	6-52	1	0
Metha, S	44.2	7	5	125	25.00	2-23	0	0
Jorgenson, L	21.4	3	4	66	16.50	3-15	0	0
Greaves, N	11.3	1	3	30	10.00	3-30	0	0
Scascighini, J	10	2	3	26	8.67	3-26	0	0
Colebatch, T	15	1	2	59	29.50	2-10	0	0
Bartle, S	8	0	1	31	31.00	1-22	0	0
Gupta, R	7	0	1	8	8.00	1-8	0	0
McDermott, A	3	0	0	20	0.00	0-20	0	0
Dhillon, T	4	1	0	11	0.00	0-11	0	0
Ronald, J	1		0	4	0.00	0-4	0	0

TOP TEN BATTING PARTNERSHIPS – BY WICKET

1 st	93	Huleatt, P (54)	&	Young, A (41)	v. ANU	6/12/03
2 nd	28	Metha, S (14)	&	Ronald, J (61)	v. NCGCC	7/2/04
3 rd	43	Ronald, J (61)	&	Young, A (21)	v. NCGCC	7/2/04
4 th	46	McDermott, A (32)	&	Hinds, S (48)	v. WCCC	8/11/03
5 th	19	Ronald, J (18)	&	Witheridge, W (9*)	v. WCCC	10/1/04
6 th	41	Selmes, R (36)	&	Gough, J (34*)	v. ECC	15/11/03
7 th	52	Segrott, P (33)	&	Chamberlain, M (20)	v. QCC	31/1/04
8 th	15	Segrott, P (6)	&	Chamberlain, M (20)	v. GWBCC	6/3/04
9 th	37	Segrott, P (29)	&	Greeves, N (10)	v. NCGCC	7/2/04
10 th	24	Jorgenson, L (15)	&	Smith, G (9*)	v. TVCC	28/2/04

TOP TEN BATTING PARTNERSHIPS – BY RUNS

1 st	93	Huleatt, P (54)	&	Young, A (41)	v. ANU	6/12/03
7 th	52	Segrott, P (33)	&	Chamberlain, M (20)	v. QCC	31/1/04
4 th	46	McDermott, A (32)	&	Hinds, S (48)	v. WCCC	8/11/03
3 rd	43	Ronald, J (61)	&	Young, A (21)	v. NCGCC	7/2/04
3 rd	42	Broers, M (14)	&	Scascighini, J (20)	v. NCGCC	13/12/03
6 th	41	Selmes, R (36)	&	Gough, J (34no)	v. ECC	15/11/03
4 th	40	Ronald, J (48)	&	Selmes, R (11)	v. QCC	31/1/04
7 th	38	Selmes, R (5)	&	Hinds, S (43)	v. ANU	11/12/03
9 th	37	Segrott, P (29)	&	Greeves, N (10)	v. NCGCC	7/2/04
7 th	36*	Gough, J (34no)	&	Allison, B (18)	v. ECC	15/11/03

* Denotes Unbeaten Partnership

BATTING BEST (50+ runs)

61	Ronald, J	v. NCGCC	7/2/04	Reid
54	Huleatt, P	v. ANU	6/12/03	ANU South

BOWLING BEST (5+ wickets)

O-M-R-W

23-6-8-52	Broers, M	v. GWBCC	20/3/04	Jamison
11-4-7-17	Broers, M	v. WCCC	05/11/2003	Aranda
9-1-6-52	Young, A	v. ECC	17/01/04	Deakin West

WESTERN DISTRICT CRICKET CLUB INCORPORATED
4TH GRADE CAPTAIN'S REPORT
ONE DAY PREMIERS
TWO DAY FINALISTS
2003 – 2004

How does one try to summarise within 4 or 5 paragraphs a season of memorable victories, forgettable losses and the more than occasional good laugh? To be honest, I'm not really sure, but here is my attempt anyway.

Having made the decision at the end of last summer not to play cricket this season I was a little hesitant to accept the role of 4th Grade skipper when it was offered to me in early November. I suppose it proved that being away from the game I love so much was going to be a lot harder than I thought. Having represented Western District Cricket Club in the higher grades over the last few seasons I seriously contemplated giving the game of cricket away due to a number of niggling injuries and the larger time commitments required to train and play in the top grades. However, having seen how other lower grade sides have benefited from having a senior cricketer within their ranks, I felt I owed something to a cricket club which had given me so much over the years.

Having accepted the offer to captain "Feisty Fours" I am pleased to be able to say it was one of the most memorable cricket seasons I can remember. Sure we won a one-day premiership and came painfully close to winning the two-day title, but what I came to realise from playing this season is that there is far more to cricket than just winning matches. That being said, it isn't all about playing "hit and giggle" cricket either. I found cricket in 4th grade to be about playing as well as you can with the cricketing ability you possess. It isn't about who hits the ball the furthest, or bowls the ball the quickest, but rather doing your best for the team and the club whilst still having a laugh at yourself (and more than occasionally each other).

At this time of year, as we all look back with perfect hindsight, it is worrying when you try to acknowledge individuals as you inevitably forget someone. So, if I happen to have omitted you from this report then feel free to pull my aside at the club one night and I will (subject to me believing that the performance was actually worthy of inclusion) buy you a beer (or probably a coke given the age of most of the guys I played with this year).

As for on-field highlights, the season began with Mark Ennis (Mennis) captaining the team to a dramatic loss in the opening game of the season against the ANU. As it turned out it was the start of many close matches against ANU last summer. For those of you (and there are many) who knew Mennis I am sure you would agree that he drinks like a native of Croydon (in South London) and, unfortunately, he captains like one also.

More notable performances included a 161 run 4th wicket partnership between Alan Copeland and Jhie Gough against Weston Creek. Clinton (Prunster) Lillepruun's efforts under the helmet at very short leg are also worth noting this year. He took many catches (and stopped many more boundaries) by fielding without fear in a very difficult position. Gary Lacey (Doc) playing through the two-day grand final with a broken finger was also a gutsy effort. Another highlight was, Peter Widdup ('dups) displaying his unquestionable batting talents to try and set up two outright victories for us this season. Dup's belted 97 runs at more than a run a ball in our second innings against the ANU in early December and followed this up with 114 in the

second innings of our Grand Final against NCGCC. As Dup's said after bringing up his hundred "if you were ever likely to see an exhibition of a man kicking his dog then that was it!". I'm not sure what the RSPCA may have to say about such a comment, but I know the bowlers left the field with their tails between their legs after that innings.

Jeff Clark (Clarky) headed up our batting line up during the summer. Opening the batting, Clarky scored back-to-back half centuries in the one-day semi final and grand final. Clarky's running between the wickets was a real highlight of both digs. His ability to turn a comfortable three into a quick single certainly brought more than an odd chuckle from the peanut gallery watching. However, both innings displayed Jeff's ability to concentrate for long periods and to play to his strengths. I know many of the young cricketers who watched those innings gained a great understanding of how the ability to occupy the crease for long periods through intense concentration is the key to scoring runs consistently at any level of cricket.

Steve Field (Lefty) was another who led our charge with the bat this summer. Lefty was a new addition to the club this season and a real pleasure to play with. He plays the game hard, but fair, and channels his on-field aggression which makes him a valuable player to captain as he had the ability to turn a game by making something out of nothing. Over the season, Fieldy was memorable for his inspirational spells with both bat and ball and was never short of a word, be it on the ground, or in the change rooms.

Andrew Greaves (Iceman) also showed his ice cool nerves by leading us to victory in both semi final appearances this year. I threw the ball to Greavesy when ANU required only 5 runs to win with one over remaining. Andrew bowled a magnificent over to concede only two runs off the bat (and 2 leg byes) to force a tie which guaranteed our place in the one day final. Having now lead us to victory with the ball, Greavesy then conjured up a victory for us in the 2-day semi final, once again against ANU. Needing 20 runs to win and only 1 wicket left, Greavesy partnered Theiva Surendera (Disco) to score 23 runs and send us into the two-day grand final. Greavesy's summer not only included winning two important matches for us, but also chipping his front tooth in half when trying to dance on off spin bowler at Forestry Oval and regularly providing an excellent impersonation a homeless person and/or a member of the Jon Butler Trio.

I think the most pleasing aspect of captaining 4's this year was the number of young cricketers I had the pleasure of taking the field with. Tad Lamb, Tom (Eddie Maguire) Colebatch, Will Witheridge, Mathew Chamberlain, Shane Bartle, Nick Brady and Shobang Mehta all made their way through 4's at some point this year. Each of these youngsters have the right approach to the game and I know they will play a prominent role in the higher grades over coming seasons. In particular, both Tad Lamb and Tom Colebatch played the majority of the season in 4's and made a real contribution to the side. Tad's batting improved significantly throughout the season, and as his confidence and strength grew, he played several important innings for our side on difficult wickets with frustratingly slow outfields. Patience and concentration are difficult things to coach a young cricketer. Tad has both of these and I know they will serve him well over his cricketing career. Also, Big Tommy Colebatch and Nick (Marsha) Brady spearheaded our new ball attack at different times this season and both bowled with plenty of pace and aggression throughout the summer. I won't be surprised to see them with the new ball in first grade over the next couple of seasons.

On a personal note, I am privileged to be able to say that I finally got to enjoy a season with a bunch of blokes who obviously hold a great passion for Westies and

the game of cricket. Getting the opportunity to play with a number of good mates who, until this season, I had only been able to watch from the sideline (or exchange cricketing stories with over a schooner of orange juice) was also a real delight.

Finally, sincere thanks to Jonny Fuller (previous 4's skipper) for his guidance throughout the year. His assistance in helping me understand the intricacies and oddities of 4th grade cricket were most appreciated. Also thanks to Fieldy for taking the reigns as captain when required and to Jeff for his help with team selections and the occasional field placement or two.

Cheers,
Keensy

NB: As well as captaining 4th grade to a 1-day premiership and the two day final in season 2003/2004, Ben was also the WDCC Club Secretary. Ben vocally introduced the singing of the revised WDCC song at all 4th grade victories. Ben also became the WDCC leading all-time wicket taker and is poised to become the first WDCC cricketer ever to take 350 wickets. This is a remarkable achievement for Ben and his efforts and dedication exemplify the heart of Wests Cricket and what club pride is all about.

WESTERN DISTRICT CRICKET CLUB INCORPORATED
4th GRADE STATISTICS
ONE DAY PREMIERS
TWO DAY FINALISTS
2003 – 2004

BATTING AND FIELDING

<u>Name</u>	<u>Mtchs</u>	<u>Inngs</u>	<u>N.O.</u>	<u>Runs</u>	<u>Average</u>	<u>H.S.</u>	<u>50s</u>	<u>100s</u>	<u>Ct/St</u>
Keens, B	14	15	2	579	44.53	100no	4	1	7
Widdup, P	5	7	0	291	41.57	114	2	1	4
Clark, J	15	15	1	282	20.14	89no	2	0	5
Field, S	15	15	2	270	20.77	74no	1	0	6
Lamb, T	11	12	1	185	16.82	39	0	0	6
Gough, J	6	5	1	149	37.25	76no	2	0	5
Copeland, A	8	9	1	127	15.87	77	1	0	1
Ustick, S	6	8	2	114	19.00	35	0	0	0
Lillepruun, C	14	16	1	94	6.27	29	0	0	5
Lacey, G	12	11	0	80	7.27	24	0	0	3/1
Mehta, S	9	7	1	72	12.00	32	0	0	1
McGann, A	5	5	0	49	9.80	33	0	0	1
Greaves, A	7	7	2	48	9.60	23	0	0	1
Jess, D	2	2	1	46	46.00	40no	0	0	0
Witheridge, W	6	7	0	37	5.29	18	0	0	1
Surendra, T	14	13	5	36	4.50	18	0	0	0
Chamberlain, M	2	3	1	34	17.00	15no	0	0	5
Hall, A	1	1	0	29	29.00	29	0	0	0
Fuller, J	3	3	1	25	12.50	20no	0	0	1
Bartle, S	4	3	0	25	8.33	18	0	0	0
Colebatch, T	10	4	4	15	0.00	8no	0	0	1
Grocott, B	1	1	0	12	12.00	12	0	0	0
Campbell, S	5	3	0	10	3.33	5	0	0	0
Boothroyde, M	1	1	0	8	8.00	8	0	0	0
McKinnon, G	1	1	0	5	5.00	5	0	0	1
Huleatt, P	1	1	0	4	4.00	4	0	0	0
Sood, R	1	1	0	4	4.00	4	0	0	0
Biernat, M	1	1	0	3	3.00	3	0	0	0
Brady, N	5	1	1	2	0.00	4	0	0	2
Makeham, S	1	1	0	1	1.00	1	0	0	0
Ennis, M	1	1	0	0	0.00	0	0	0	0
Grayling	1	1	0	0	0.00	0	0	0	1
Allison, A	1	0	0	0	0.00	0	0	0	0

<u>Name</u>	<u>Mtchs</u>	<u>Inngs</u>	<u>N.O.</u>	<u>Runs</u>	<u>Average</u>	<u>H.S.</u>	<u>50s</u>	<u>100s</u>	<u>Ct/St</u>
Bailey, T	1	0	0	0	0.00	0	0	0	0
Brady, M	1	0	0	0	0.00	0	0	0	0
Cook, G	1	1	0	0	0.00	0	0	0	0
Bell, N	1	0	0	0	0.00	0	0	0	0
Butler, N	1	0	0	0	0.00	0	0	0	0

BOWLING

<u>Name</u>	<u>Overs</u>	<u>Mdns</u>	<u>Wkts</u>	<u>Runs</u>	<u>Average</u>	<u>B/B</u>	<u>5W/I</u>	<u>10W/M</u>
Keens, B	191.5	67	33	305	9.24	6/44	3	0
Field, S	127.3	35	23	326	14.17	5/23	1	0
Colebatch, T	135	22	17	369	21.7	4/32	0	0
Surendra, T	95	13	15	274	18.26	4/30	0	0
Greaves, A	76.5	16	12	187	15.58	3/34	0	0
Brady, N	32	6	10	75	7.5	4/33	0	0
McGann, A	70	13	9	164	18.22	2/34	0	0
Clark, J	34	10	7	69	9.85	2/7	0	0
Mehta, S	39.1	10	5	87	17.4	3/19	0	0
Hall, A	10	0	4	38	9.5	4/38	0	0
Grayling,	13	2	3	42	14	3/42	0	0
Campbell, S	7	0	2	29	14.5	2/29	0	0
Ennis, M	5	0	1	7	7	1/7	0	0
Fuller, J	17	2	1	39	39	1/18	0	0
Bailey, T	7	0	1	46	46	1/46	0	0
Allison, A	10	3	1	29	29	2/29	0	0
Jess, D	4	1	0	5	0	0/5	0	0
Boothroyde, M	4	2	0	17	0	0/17	0	0
Bell, N	6	2	0	10	0	0/10	0	0
Butler, N	6	1	0	21	0	0/21	0	0

TOP TEN BATTING PARTNERSHIPS – BY WICKET

1 st	68	Clark, J (27)	&	Lacey, G (23*)	v. WCCC	10/01/2004
2 nd	57	Mehta, S (21)	&	Clark, J (22*)	v. ANU	1/02/2004
3 rd	117	Clark, J (56)	&	Gough, J (52*)	v. GWBCC	15/02/2004
4 th	151	Copeland, A (74)	&	Gough, J (71*)	v. WCCC	8/11/2003
5 th	59	Keens, B (35)	&	Field, S (20*)	v. WCCC	10/01/2004
6 th	80	Field, S (40)	&	Lamb, T (27*)	v. TVCC	21/02/2004
7 th	97	Field, S (35)	&	Keens, B (55*)	v. ECC	15/11/2003
8 th	30	Keens, B (26)	&	Sood, R (4*)	v. TVCC	21/02/2004
9 th	21	Brady, N (2)	&	Clark, J (13*)	v. ANU	1/02/2004
10 th	28*	Greaves, A (23*)	&	Surendera, T (5*)	v. ANU	1/02/2004

TOP TEN BATTING PARTNERSHIPS – BY RUNS

4 th	151	Copeland, A (74)	&	Gough, J (71*)	v. WCCC	8/11/03
3 rd	117	Clark, J (56)	&	Gough, J (71*)	v. GWBCC	15/02/04
7 th	97	Field, S (35)	&	Keens, B (55*)	v. ECC	15/11/03
7 th	92	Field, S (35)	&	Widdup, P (58*)	v. NCGCC	28/03/04
6 th	80	Field, S (35)	&	Lamb, T (27*)	v. TVCC	21/02/04
1 st	68	Clark, J (56)	&	Lacey, G (23*)	v. WCCC	10/01/04
7 th	67*	Jess, D (40*)	&	Field, S (21*)	v. WCCC	10/01/04
6 th	62	Hall, A (29)	&	Field, S (33*)	v. WCCC	10/01/04
6 th	62	Ustick, S (14)	&	Keens, B (43*)	v. NCGCC	07/02/04
5 th	59	Keens, B (35)	&	Field, S (20*)	v. WCCC	10/01/04

* Denotes Unbeaten Partnership

BATTING BEST (50+ runs)

114	Widdup, P	v. NCGCC	25/03/04	Kaleen
100*	Keens, B	v. ECC	15/11/03	Aranda
97	Widdup, P	v. ANU	6/12/03	Aranda
89*	Clark, J	v. ANU	1/02/04	Kaleen
81	Keens, B	v. NCGCC	7/02/04	Jamison
77*	Keens, B	v. GWBCC	15/02/04	Kippax 1
77	Clark, J	v. GWBCC	15/02/04	Kippax 1
77	Copeland, A	v. WCCC	8/11/03	Dickson
76*	Gough, J	v. WCCC	8/11/03	Dickson
74*	Field, S	v. WCCC	10/01/04	Mawson
65	Keens, B	v. QCC	24/01/04	Freebody II
58	Keens, B	v. ANU	21/03/04	O'Connor
56	Gough, J	v. GWBCC	15/02/04	Kippax 1
50	Widdup, P	v. ECC	17/01/04	Forestry

BOWLING BEST (5+ wickets)

O–M–R–W

10/6/7/5	Keens, B	v. NCGCC	27/03/2004	Kaleen
8/2/23/5	Field, S	v. ANU	20/03/2004	O'Connor
27/7/44/6	Keens, B	v. WCCC	8/11/2003	Dickson
15/9/22/5	Keens, B	v. ANU	11/10/2003	O'Connor

<p style="text-align: center;">WESTERN DISTRICT CRICKET CLUB INCORPORATED 5TH GRADE CAPTAIN'S REPORT 2003 – 2004</p>
--

2003-04 started promisingly with 4 wins and 3 washouts before Christmas to see us comfortably in the 4. Post Christmas was a different story, seeing us fall away and lose games that we should have won. The biggest disappointment was losing the one-day Grand Final with a typical 5th Grade batting performance chasing a low total.

It was a pleasure to welcome new players to the Club in Karagianis, Ustick, Young, Sood and Biernat. Unfortunately Biery couldn't continue the season after a blazing first 4 rounds. It was also a pleasure to have Al McGann out of retirement. He added a great deal of experience to the side until he was promoted to Fours. We also had Graeme Death dust off the whites for the last couple of games, hopefully giving him itchy feet for next Season.

The usual suspects went around in 5ths again, and we had more fun than most of our opponents. I congratulate the Trophy winners, especially Rony Sood in winning the Jeff Sloane Memorial trophy for Grade Champion. His ability should see him go a long way in this competition, and his bootful of interesting wares endeared him to many teammates.

I would like to thank Clarky on his job as Chairman of selectors and the Committee for their hard work. I would also like to thank my wife Rachel for her support at the games and her administrative skills in culling the rubbish from the cream in the E-mail inbox. I had a lot of fun leading the team and giving stick to the opposition and look forward to going around again next year.

Andrew Miller

NB: Andrew and his wife Rachel are to be congratulated on their exemplary efforts in supporting other WDCC grades who played in finals during the 2003/2004 season. Not only did they watch, they arrived as a family, spectated as a family and gave whole-hearted support to the WDCC sides as they competed and won their respective games. They are the epitome of club spirit and WDCC is grateful for all of their efforts through-out the season.

<p style="text-align: center;">WESTERN DISTRICT CRICKET CLUB INCORPORATED 5TH GRADE STATISTICS 2003 – 2004</p>
--

BATTING AND FIELDING

<u>Name</u>	<u>Mtchs</u>	<u>Inngs</u>	<u>N.O.</u>	<u>Runs</u>	<u>Average</u>	<u>H.S.</u>	<u>50s</u>	<u>100s</u>	<u>Ct/St</u>
Miller, A	16	16	1	261	17.40	70	1	0	1/1
McGann, A	8	8	1	199	28.43	104no	0	1	1
Ustick, S	8	8	0	186	23.25	54	1	0	5/1
Grocott, B	9	10	1	173	19.22	48no	0	0	0
Sood, R	14	13	0	164	12.62	44	0	0	12
Chamberlain, M	7	6	2	151	37.75	89	1	0	5/3
Biernat, M	4	3	0	133	44.33	87	1	0	4
Veitch, M	14	14	1	124	9.54	35	0	0	4
Campbell, S	9	10	0	98	9.80	23	0	0	6
Kidd, D	14	14	4	83	8.30	15	0	0	3
Kidd, R	5	4	0	78	19.50	56	1	0	2
Karagiannis, E	7	7	3	64	16.00	24	0	0	1
Bolton, S	14	10	1	62	6.89	26	0	0	3
Young, A	5	4	0	47	11.75	35	0	0	2
Lillepruun, C	2	2	0	35	17.50	24	0	0	1
Copeland, A	4	3	0	32	10.67	20no	0	0	1
McKenna, C	5	4	1	28	9.33	18	0	0	1
Lamb, T	1	1	0	25	25.00	25	0	0	1
Death, G	2	2	0	21	10.50	17	0	0	1
Zuckerman, M	2	1	0	14	14.00	14	0	0	0
Allison, A	2	2	0	13	6.50	8	0	0	0
Hall, R	4	5	2	13	4.33	7	0	0	1
Butler, N	14	8	2	12	2.00	4	0	0	6
Scascighini, J	1	1	0	9	9.00	9	0	0	0
Goddard, P	1	1	0	7	7.00	7	0	0	2
Hackett, A	1	1	0	7	7.00	7	0	0	0
Lacey, G	1	1	0	7	7.00	7	0	0	0
Bell, N	3	4	2	7	3.50	5	0	0	0
Richards, K	1	1	0	6	6.00	6	0	0	0
Colebatch, T	1	1	0	1	1.00	1	0	0	0
Greaves, A	2	2	0	1	0.50	1	0	0	1

BOWLING

<u>Name</u>	<u>Overs</u>	<u>Mdns</u>	<u>Wkts</u>	<u>Runs</u>	<u>Average</u>	<u>B/B</u>	<u>5W/I</u>	<u>10W/M</u>
Butler, N	136.4	26	25	365	14.60	5/11	2	0
Kidd, D	86.5	19	20	282	14.10	6/17	1	0
Grocott, B	89	13	13	305	23.46	4/39	0	0
Veitch, M	74	8	12	266	22.17	4/17	0	0
Campbell, S	36.5	3	11	75	6.82	4/46	0	0
McGann, A	38.4	6	10	139	13.90	6/18	1	0
Karagiannis, E	27	0	7	112	16.00	3/14	0	0
Greaves, A	15	2	6	52	8.67	3/24	0	0
Biernat, M	15	3	4	49	12.25	3/16	0	0
Zuckerman, M	7	4	3	5	1.67	3/5	0	0
Scascighini, J	10	4	3	10	3.33	3/10	0	0
Copeland, A	13	2	3	33	11.00	2/15	0	0
Sood, R	12.2	1	3	36	12.00	3/18	0	0
Young, A	13.1	3	3	36	12.00	3/24	0	0
Bell, N	24	3	3	113	37.67	2/78	0	0
Ustick, S	6	0	2	45	22.50	2/45	0	0
McKenna, C	3	2	1	1	1.00	1/1	0	0
Colebatch, T	6	0	1	20	20.00	1/20	0	0
Death, G	9	1	1	24	24.00	1/12	0	0
Lillepruun, C	6	0	1	32	32.00	1/32	0	0
Allison, A	14	4	1	34	34.00	1/29	0	0
Bolton, S	14	1	1	57	57.00	1/20	0	0
Hall, R	1.4	0	0	6	0.00	0/6	0	0
Kidd, R	3	0	0	6	0.00	0/6	0	0
Miller, A	3	0	0	11	0.00	0/11	0	0

TOP TEN BATTING PARTNERSHIPS – BY WICKET

1 st	62	Young, A (34)	&	Veitch, M (23)	v. VCC	18/10/03
2 nd	45	Miller, A (24)	&	Kidd, R (16)	v. TVCC	28/02/04
3 rd	68	Biernat, M (54)	&	Sood, R (11)	v. VCC	01/11/03
4 th	52	Biernat, M (31)	&	McKenna, C (13)	v. VCC	01/11/03
	52	Campbell, S (23)	&	Miller, A (23)	v. TVCC	28/02/04
5 th	76	Ustick, S (38)	&	Karagiannis, E (24)	v. WCCC	10/01/04
6 th	54	Veitch, M (10)	&	Sood, R (29)	v. ECC	17/01/04
7 th	87	Chamberlain, M (34)	&	Sood, R (44)	v. ECC	15/11/03
8 th	43	Bolton, S (23)	&	Kidd, R (12)	v. BCC	07/02/04
9 th	39	Kidd, D (2)	&	Ustick, S (33)	v. NCGCC	06/12/03
10 th	14	Kidd, D (3*)	&	Veitch, M (9)	v. BCC	01/02/04

BATTING BEST (50+ runs)

104*	McGann, A	v. TVCC	29/11/03	Chisholm
89	Chamberlain, M	v. ECC	15/11/03	Forestry
87	Biernat, M	v. VCC	01/11/03	Canberra Grammar P & F
70	Miller, A	v. TVCC	21/02/04	Chisholm
56	Kidd, R	v. BCC	07/02/04	Boomanulla
54	Ustick, S	v. NCGCC	13/12/03	Dickson

BOWLING BEST (5+ wickets)

O-M-R-W

9.4-2-17-6	Kidd, D	v. VCC	18/10/03	Dickson
7.4-0-18-6	McGann, A	v. QCC	08/02/04	Queanbeyan Town Park
7-1-11-5	Butler, N	v. BCC	25/10/03	Forestry
10-2-59-5	Butler, N	v. BCC	01/02/04	Boomanulla

**WESTERN DISTRICT CRICKET CLUB INCORPORATED
JUNIORS' REPORT
ACT JUNIOR CLUB CHAMPIONS
2003 – 2004**

Web Site: <http://www.pcug.org.au/~rogeco/EW/EWmain.htm>

The 2003-04 cricket season was a consolidation year for the juniors both on and off the field. Although none of our teams made it to the final, three finished in third spot in their respective age groups. Two of those teams missed the final after tying for second place but being relegated to third on a count back. Our under 10 Gold team, however, completed the season undefeated.

As in other years our parent involvement grew momentum and together with the Senior Club we reinforced our joint program of providing assistance to the development of players and their transition into the grade ranks of WDCC.

Our numbers of players was down this year on previous years due mainly to the introduction of primary classes at nearby private schools and the desire of many of our more senior players to play in the Grade competition. In the non-competitive levels we fielded at least two teams in each age group and coaches and managers reported good levels of player and parent participation. A number of coaches and managers continued their roles from last season and their dedication and enthusiasm is appreciated.

The ACTJCA again chose representative sides in the under 13 to under 16 age groups and we had a number of players in the different age groups selected to represent the ACT. Indeed, Emma Rogers, from the Under 16 Junior Girls side, was chosen as the ACT female junior player of the year. Congratulations Emma

Our Have-A-Go players and their parents enthusiastically participated in the development of the skills so necessary for later age groups. A special thank you goes to the coordinator of the program, David Hohnke as well as to his chief helpers for making the sessions so helpful whilst creating a good time for all.

Our club has sponsors who provide player awards and perpetual trophies. On behalf of the club I thank Western District Rugby Club, Bob Lowe from Lowe's Plumbing, McDonalds Charnwood and Capital Trophies and Sportswear, Mitchell.

Finally, I acknowledge the hard work of the Executive Committee, General Committee, Age Group coordinators, Coaches and Managers. Without these people our club could not operate as successfully as it has. Especially notable has been the work of Andrew Jones and Ben Keens who provided their time to assist our under 15 team learn the skills required to succeed at Grade level.

Richard Comley
On behalf of the Committee.

**WESTERN DISTRICT CRICKET CLUB INCORPORATED
HONORARY TREASURER'S REPORT
AND FINANCIAL STATEMENTS
(FOR THE YEAR ENDED 30 APRIL 2004)**

Season 2003/2004 saw the Club presented with potential financial problems from its commencement. Escalating operating costs combined with the responsibility for three grounds ensured our efforts in fundraising and managing our money cautiously this year were of the utmost importance. In light of these factors it is satisfying to present the audited financial statements for the year ended 30 April 2004 which disclose an annual operating surplus of \$6,181. Whilst this result looks favourable on paper it should be understood that aged liabilities of \$5,200 had been written off at year's end, without which our surplus would be a more modest \$981. Notwithstanding this the result is still a very good one for the Club.

Grant Funding

As can be seen at note 6 accompanying the financial statements, our grant income comprised funds sourced through the Western District Rugby Union Club (WDRUC) and the ACT Cricket Association (ACTCA) with a 69/31 per cent split respectively. This year in addition to the base \$9,000 granted by the WDRUC, the Committee managed to increase this amount by \$2,000 through negotiations with the Board of the WDRUC. As well as this the Club can expect to receive benefits through the WDRUC by essentially receiving GST credits on our major purchases. Early next financial year this scheme will save the Club \$1,070 which is the GST payable on our Trade Creditors liability.

Securing these funds from the WDRUC is subject to the satisfaction of the Affiliated Clubs Criteria and is subject to our increased patronage of the Licensed Club. It is in this regard that I urge members to return the generosity of the WDRUC by supporting them as much as they can.

This year the Club secured a \$5,000 coaching and development grant from the ACTCA enabling us to retain the services of our senior coach and support staff. The \$2,000 increase was due to our ability to demonstrate to the ACTCA that our Club has a sound management and coaching structure.

The management committee would like to sincerely thank the WDRUC and ACTCA for their support.

Subscriptions

For the fourth successive year, subscription fees stayed constant at the following rates:

	Employed	Unemployed/Student
Undiscounted	\$ 340	\$ 250
Discounted	\$ 300	\$ 220

Total subscriptions this year reached \$16,600 slightly surpassing our budgeted figure. As can be seen at note 2, \$2,070 (12%) of this was outstanding at 30 April. The collection of subscriptions over the last few years has not been an enviable task and has been exceedingly protracted with some members. I advocate those members to be more forthcoming with their payment in the future. Thankyou to Derek Gould and Jeff Clark for their support with the collection of subscriptions.

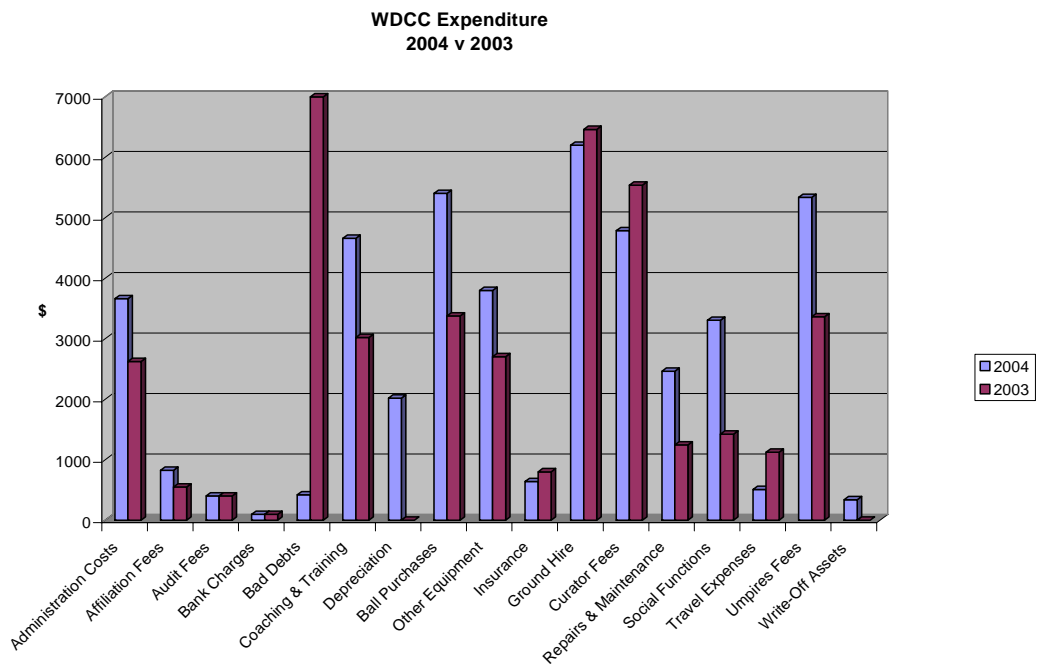
Other Income

Interest was down on last year given the lower cash stock held following the purchase of the Jamison Oval equipment. This year the committee decided to have each grade undertake a raffle to overcome our financial problems. After two of the raffles we had recorded two losses due to poor ticket sales by the respective grades and the project was dumped. The raffle we ran at the Prime Ministers XI match at Manuka pulled us from this hole and ensured that our raffle efforts eventuated with profit. Again the burden of the fund raising efforts fell on a select few. I strongly urge members who have not offered their assistance to the Club to get involved.

The other income we recorded of \$6,310 comprises a subsidy from the ACTCA for our participation in the NRMA Cup together with the above mentioned liability write-off.

Expenditure

A graph depicting comparative expenditure follows:



As is evident from the graph, salient items included:

- Ground Hire of \$6,198, which was slightly down on last year;
- Ball Purchases of \$5,403 which was well up on last year and attributable to many of the Clubs ball stock going missing;
- Umpire Fees were up by 58% this year to \$5,336 and is due to the fact that third grade saw more umpires this year and umpire fees increased;
- Coaching and Training costs were up on last year by \$1,642 because of the increased funding furnished by the ACTCA; and
- A depreciation write-off of \$2,018 was booked this year pertaining to the capital acquisitions of season 2002/2003.

This year the Club basically broke even on a cash basis. Next year will be an interesting one for the Club given the current negotiations with the University of

Canberra. A solid financial performance can be achieved with the recruitment of human resources within the Club. In this regard I encourage everyone to make themselves available for the sharing of administrative duties for the Club.

I would like to thank the Committee members for their hard work over the course of the year and their patience with my time restrictions. As this is my final year as Treasurer I would like to thank the Club for the opportunity to serve it. I have had an enjoyable three years as Treasurer and look forward to returning my services in the future.

Paul Goddard
Honorary Treasurer

31 May 2004

Western District Cricket Club Inc
C/- Paul Goddard Treasurer
PO Box 537
BELCONNEN ACT 2616

To Members,

**RE: AUDITOR'S REPORT FOR THE MEMBERS OF WESTERN DISTRICT CRICKET CLUB INC
FINANCIAL YEAR ENDED 30 APRIL 2004**

I advise that pursuant to Section 74 of the Associations Incorporation Act 1991 I am an independent third party who is not disqualified from auditing the Association's accounts for the following reasons:

- a) I am not an officer of the Association; and
- b) I have not prepared or assisted with the preparation of the accounts.

Further I am not disqualified from auditing the Association's accounts by virtue of the following:

The Association,

- a) Does not have gross assets in excess of \$150,000;
- b) Does not have gross income in excess of \$150,000;
- c) Does not hold a licence under the Liquor Act 1975;
- d) Has less than 1000 members.

Scope

I have audited the financial report, being a special purpose financial report, of Western District Cricket Club Inc for the year ended 30 April 2004 as set out in the following pages. The Committee is responsible for the financial report and has determined that the accounting policies used and described in Note 1 to the financial statements, which form part of the financial report, are appropriate to meet the requirements of the Associations Incorporation Act 1991 and are appropriate to meet the needs of the members. I have conducted an independent audit of this financial report in order to express an opinion to the members of Western District Cricket Club Inc. No opinion is expressed as to whether the accounting policies used are appropriate to the needs of members.

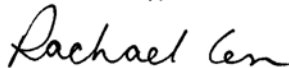
The financial report has been prepared for the purpose of fulfilling the requirements of the Associations Incorporation Act 1991. I disclaim any assumption of responsibility for any reliance on this report or on the financial report to which it relates to any person other than members, or for any other purpose other than for which it was prepared.

The procedures I used to conduct the audit included an examination of a sample of transactions and evidence supporting the amounts disclosed in the financial report. These procedures were undertaken to form an opinion on whether, in all material respects, the financial report is presented fairly in accordance with the accounting policies described in Note 1, so as to present a view which is consistent with my understanding of the Association's financial position, and performance as represented by the Income and Expenditure Statement.

Audit Opinion

In my opinion, the financial report has been properly drawn up; so as to give a true and fair view of the financial position of the Western District Cricket Club Inc as at 30 April 2004, and is in accordance with the provisions of the Associations Incorporation Act 1991, and with proper accounting standards.

Yours faithfully,



Rachael Cox
BA BComm.
C/- National Management Consultants
GPO Box 646
CANBERRA CITY ACT 2601

WESTERN DISTRICT CRICKET CLUB INC

**STATEMENT BY MEMBERS OF THE COMMITTEE
FOR THE YEAR ENDED 30 APRIL 2004**

The Committee has determined that the association is not a reporting entity and this special purpose financial report should be prepared in accordance with the accounting policies outlined in Note 1 to the financial statements.


In the opinion of the Committee the financial report as set out on the following pages:

- (a) presents fairly the financial position of Western District Cricket Club Inc. as at 30 April 2004 and its performance for the year ended on that date;
- (b) at the date of this statement, there are reasonable grounds to believe that Western District Cricket Club Inc. will be able to pay its debts as and when they fall due.

This statement is made in accordance with a resolution of the Committee and is signed for and on behalf of the Committee by:



Derek Gould (President)



Paul Goddard (Treasurer)

WESTERN DISTRICT CRICKET CLUB INCORPORATED

INCOME AND EXPENDITURE STATEMENT FOR THE YEAR ENDED 30 APRIL 2004

	<i>Note</i>	2004	2003
Income		\$	\$
Total Subscriptions	5	16,600	17,000
Sale of Stock		633	930
Interest Received		1,513	2,153
Grant Income	6	16,000	13,000
Fund Raising and Social Functions		9,685	5,046
Donations		1,000	0
Other		6,310	3,570
Total Income		51,741	41,699
Cost of Goods Sold			
Opening Stock		3,833	750
Add: Purchases		1,138	4,360
Less: Closing Stock		(4,280)	(3,833)
Total Cost of Goods Sold		691	1,277
Expenditure			
Administration Costs		3,664	2,626
Affiliation Fees		825	550
Audit Fees		400	400
Bank Charges		98	98
Bad Debts		420	7,000
Coaching and Training Costs		4,662	3,020
Depreciation		2,018	0
Equipment – Ball Purchases		5,403	3,377
Equipment – Other		3,799	2,703
Insurance		640	800
Ground Hire		6,198	6,461
Ground Maintenance - Curator Fees		4,788	5,540
Ground Maintenance - Repairs/Works		2,464	1,245
Write off Assets		340	0
Social Functions		3,306	1,423
Travel Expenses		508	1,125
Umpires Fees		5,336	3,364
Total Expenditure		44,869	39,732
Operating Surplus/(Deficit)		6,181	690

The accompanying notes form part of this financial report.

WESTERN DISTRICT CRICKET CLUB INCORPORATED

BALANCE SHEET AS AT 30 APRIL 2004

	Note	2004 \$	2003 \$
Current Assets			
Cash at bank		42,280	25,103
Receivables	2	9,320	12,370
Stock		4,280	3,833
Balls		0	1,595
		<hr/>	<hr/>
Total Current Assets		55,880	42,901
		<hr/>	<hr/>
Non-Current Assets			
Fixed Assets	3	26,718	28,736
		<hr/>	<hr/>
Total Non-Current Assets		26,718	28,736
		<hr/>	<hr/>
Total Assets		82,598	71,637
		<hr/>	<hr/>
Current Liabilities			
Sundry creditors	4	12,180	0
Other		0	7,400
		<hr/>	<hr/>
Total Current Liabilities		12,180	7,400
		<hr/>	<hr/>
Total Liabilities		12,180	7,400
		<hr/>	<hr/>
Net Assets		70,418	64,237
		<hr/>	<hr/>
Members' Funds			
Operating surplus		6,181	690
Accumulated funds brought forward		64,237	34,811
Assets Acquired		0	28,736
		<hr/>	<hr/>
		70,418	64,237
		<hr/>	<hr/>

The accompanying notes form part of this financial report.

WESTERN DISTRICT CRICKET CLUB INC

**NOTES TO AND FORMING PART OF THE ACCOUNTS
FOR THE YEAR ENDED 30 APRIL 2004**

1. Statement of Significant Accounting Policies

This financial report is a special purpose financial report prepared in order to satisfy the financial reporting requirements of the Associations Incorporation Act (1991). The Committee has determined that the association is not a reporting entity.

The financial report has been prepared in accordance with the requirements of the Associations Incorporation Act (1991) and the following Australian Accounting Standards:

AAS 5 Materiality
AAS 8 Events Occurring After Reporting Date

No other applicable Accounting Standards, Urgent Issues Group Consensus Views or other authoritative pronouncements of the Australian Accounting Standards Board have been applied.

The financial report has been prepared on historic costs and does not take into account changing money values or, except where specifically stated, current valuations of non-current assets.

	2004	2003
	\$	\$
2. Receivables		
Player Debtors	2,070	450
WDRUC Debtors	5,000	10,000
ACTCA Debtors	2,250	1,500
Other Debtors	0	420
	<u>9,320</u>	<u>12,370</u>
3. Fixed Assets		
Equipment – at Cost	28,736	28,736
Less: Accumulated Depreciation	<u>(2,018)</u>	<u>0</u>
	<u>26,718</u>	<u>28,736</u>

WESTERN DISTRICT CRICKET CLUB INC

**NOTES TO AND FORMING PART OF THE ACCOUNTS
FOR THE YEAR ENDED 30 APRIL 2004**

	2004	2003
	\$	\$
4. Sundry Creditors		
Trade Creditors	11,780	0
Accrued Audit Fees	400	0
	<u>12,180</u>	<u>0</u>
5. Subscriptions		
Subscriptions	18,230	18,425
Discounts Given	(1,180)	(1,240)
Bad Debts	(450)	(185)
Total Subscriptions	<u>16,600</u>	<u>17,000</u>
6. Grant Income		
ACTCA	5,000	3,000
West's Rugby Club	11,000	10,000
Total Grant Income	<u>16,000</u>	<u>13,000</u>

CLUB HISTORY (MEN'S)

<p style="text-align: center;">WESTERN DISTRICT CRICKET CLUB INCORPORATED ACTCA GRADE COMPETITION STANDINGS – ALL YEARS</p>
--

Season	Club Championship	1 st Grade	2 nd Grade	3 rd Grade	4 th Grade	5 th Grade	6 th Grade +
1969-70	7	5	6	5	6	-	-
1970-71	6	8	6	5	7	-	-
1971-72	7	8	2	5	10	-	-
1972-73	5	5	8	2	7	1#	-
1973-74	4	5	5	1#	2	2	-
1974-75	5	3	4	2	5	4	-
1975-76	1	1#	2	3	-	-	4
1976-77	3	1#	3	4	-	-	9
1977-78	2	4	1#	2	-	-	6
1978-79	1	1#	2	3	4	-	-
1979-80	3	4	3	9	5	-	-
1980-81	4	4	4	7	8	-	-
1981-82	3	2	1#	4	8	-	-
1982-83	3	3	7	3	3	-	-
1983-84++	1	2	1#	5	5	-	-
1984-85	4	3	6	1#	6	4	-
1985-86	7	5	6	10	8	4	-
1986-87	5	2	10	6*	3	8	-
1987-88	2	2	6	6*	2	1	-
1988-89	5	4	7	8	3	3	-
1989-90	5	6	6	5	2	8	-
1990-91	6	7	7	4	4	8	-
1991-92	7	3	8	8	2	8	-
1992-93	7	8	6	3	4	7	-
1993-94	6	3	5	7	5	6	6
1994-95	4	2#	8	1#	4*	2	8
1995-96	3	1# *	4	6	5	7	4
1996-97	5	5	3	2	3	8	6
1997-98	7	6	5	8	7	7	-
1998-99	3	5*	7	1#	5	2#	-
1999-00	5	2	6	2	4*	1	-
2000-01	6	7	5	1	6	7	-
2001-02	1	1	2*	1#	4	4	-
2002-03	5	5	4	2*	7	1#	-
2003-04	5	6	5	6	3*	6	-

2-day Premiers
 * 1-day Premiers
 + City and Suburban Competition
 ++ 1-Day Competition introduced

<p style="text-align: center;">WESTERN DISTRICT CRICKET CLUB INCORPORATED CLUB PERPETUAL AWARDS ALL YEARS</p>
--

	Ken Fry Trophy Club Champion	W.D.C.C Trophy Most Improved	Peter Rudge Trophy Club Sticker
1970-71	No Trophy	No Trophy	Reed, W
1971-72	No Trophy	Gelding, G	Patterson, W
1972-73	No Trophy	Bonnet, P	Evans, S
1973-74	No Trophy	Stonebridge, B	Smith, S E
1974-75	No Trophy	Harding, A	Casey, A
1975-76	No Trophy	Balkin, K	Moore, D
1976-77	Rowe, C	Willett, B	Marshall, M
1977-78	Garrity, G	Meek, A	Rogers, R
1978-79	Winter, R	Croker, G	Gelding, G
1979-80	Peacock, B	Bryant, S	Murray, P
1980-81	Garrity, G	Michelle, S	Rogers, R
1981-82	Moore, D	Pyke, J	Matthews, D
1982-83	Garrity, G	Garrity, M	O'Sullivan, G
1983-84	Wall, G	Clark, J	Cook, P
1984-85	Pyke, D	Garrity, M	Brady, M
1985-86	Croker, G	Le Riche, M	Brady, M
1986-87	Metcalfe, D	Pyne, R	Davidson, N
1987-88	Norris, K	Broadbent, S	Norris, K
1988-89	Croker, G	Healy, B	Besomo, G
1989-90	Broadbent, S	Thomas, M	Hall, B
1990-91	Clark, J	White, S	Wheeler, E
1991-92	Garrity, I	Armstrong, T	Clark, J
1992-93	Macdonald, D	Hara, B	Burge, D
1993-94	Day, M	Boyle, J	Macdonald, D
1994-95	Robinson, M	Bushell, R	Fuller, J
1995-96	Garrity, I	Cook, G	Shepherd, J
1996-97	Clark, J	Broers, M	Heddle, A
1997-98	Hara, B	Richards, D	McKinnon, A
1998-99	White, S	Keens, B	Foenander, J
1999-00	Sloane, G	Widdup, P	Mehta, A
2000-01	Jones, A	Jones, A	Cosgrave, M
2001-02	Hatton, M	McDermott, A	Heddle, A
2002-03	Hatton, M	Death, N	Cecere, P
2003-04	Keens, B	Boyle, J	Gould, D

	Bob McMullan Trophy Most Wickets	Bob O'Callaghan Trophy Most Runs
1994-95	Thornton, D	Bushell, R
1995-96	Ward, N	Garrity, I
1996-97	Voros, J	Clark, J
1997-98	Jess, D	Hara, B
1998-99	Keens, B	Hara, B
1999-00	Jensen, J	Garrity, I
2000-01	Keens, B	Jones, A
2001-02	Keens, B	Pang, S
2002-03	Jones, A	Richards, D
2003-04	Keens, B	Richards, D

<p style="text-align: center;">WESTERN DISTRICT CRICKET CLUB INCORPORATED CLUB RECORDS ALL YEARS</p>

LEADING RUN SCORERS

5291	Garrity, Ian
5246	Croker, Glen
5046	Macdonald, Darryle
4872	Clark, Jeff
4354	Hara, Bruce
4167	Cosgrave, Marcus
3980	Henderson, Craig
3492	Pang, Swee-Tin
3327	McKinnon, Geoff
3218	Smith, Sid

LEADING WICKET TAKERS

349	Keens, Ben
324	Garrity, Gerry
322	Macdonald, Darryle
314	Moore, Dean
297	Neal, R
292	Thornton, David
265	MacDonald, Andy
237	Broadbent, Steve
235	Gelding, Geoff
233	Jones, Andrew

LEADING ALL-ROUNDERS (Minimum 2000 runs &/or 175 wickets &/or 150 ct/st*)

5,246 / 197	Croker, G	2,231 / 219	Jess, D
5,046 / 322	Macdonald, D	2,188 / 181	Beauchamp, G
2,890 / 324	Garrity, G	2,114 / 177	Winter, R
2,696 / 191	Fuller, J	2,063 / 349	Keens, B
2,582 / 237	Broadbent, S	2,056 / 202*	Rowe, C

LEADING CATCHES / STUMPINGS

202 / 37	Rowe, C
165 / 11	Henderson, C
163 / 1	Clark, J
105 / 27	Lacey, G
112 / 12	Willett, B
108 / 8	Casey, A
92 / 20	Cook, D
105 / 2	Croker, G
98	Garrity, G
76 / 14	Cosgrave, M

MOST MATCHES

255	Clark, Jeff
240	McKinnon, Geoff
221	Croker, Glen
191	Cosgrave, Marcus
191	Fuller, Jon
190	Beauchamp, Gary
188	Keens, Ben
184	Macdonald, Darryle
180	Lacey, Gary
174	Boyle, Jacob

BEST BATTING AVERAGES**(Minimum 1000 runs)**

40.44	Khan, T
35.99	Garrity, I
34.65	Peacock, B
31.75	Macdonald, D
31.30	Garrity, M
29.62	Hara, B
28.49	Irvine, A
28.17	Miller, S
27.9	Richards, D
27.62	Beacroft, G

BEST BOWLING AVERAGES**(Minimum 100 wickets)**

8.95	Moore, D
10.30	Quigg, G
10.60	Kiernan, D
11.09	Balkin, K
11.29	Neal, R
11.34	Sloane, G
11.54	Allan, R
11.71	Chibnall, R
11.91	Peppink, F
11.98	Dockerill, B

<p style="text-align: center;">WESTERN DISTRICT CRICKET CLUB INCORPORATED BEST BATTING PARTNERSHIPS ALL YEARS</p>
--

Wicket	Total	Batsmen (Contribution)	Established
1st Grade			
1 ^{st**}	187*	Garrity, I (89) & Hara, B (92)	v. Ginninderra 28/11/99
2 nd	151	Beacroft, G (97) & O'Neill, D (46)	v. ANU 1/12/79
3 ^{rd**}	299	Garrity, I (180) & Macdonald, D (147)	v. Ginninderra 95/96
4 ^{th**}	292	Macdonald, D (140) & Macdonald, V (151)	v. CNDCC 92/93
5 th	129	Rogers, R (78) & Munt, D (51)	v. Queanbeyan 13/11/76
6 ^{th**}	203	Macdonald, D (88) & Macdonald, V (115)	v. Sth Canberra 20/3/92
7 th	121	Henderson, C (54) & Wall, G (57)	v. ANU 5/3/83
8 th	98	Rowe, C (63) & Moore, D (33)	v. ANU 10/10/81
9 th	78	Reed, W (42) & Kelaher, D (36)	v. Queanbeyan 28/2/70
10 ^{th**}	89*	Brady, M (53) & Shea, P (34)	v. ANU 8/12/84
2nd Grade			
1 st	103	Pattinson, W (56) & Harden, R (45)	v. South Woden 3/3/73
	103	Webster, N (66) & Bushell, R (33)	v. Tuggeranong 93/94
2 nd	166	Blackshaw, W (87) & Pyne, R (71)	v. Queanbeyan 7/3/87
3 rd	142	Penny, W (77) & Ellis, R (55)	v. ANU 28/2/88
4 th	143	Macdonald, D (69) & Gill, G (66)	v. Ginninderra 2/11/85
5 th	178	Roberts, D (101) & Hinds, S (68)	v. TVCC 21/02/2004
6 th	118	Gelding, G (67) & Driscoll, T (48)	v. South Woden 8/3/80
7 th	102	O'Malley, D (65) & Bradley, R (26)	v. Ginninderra 17/3/84
8 th	91	Garrity, G (70) & Crockett, D (21)	v. ANU 11/10/80
9 th	85	Blackshaw, R (38) & Ellis, R (40)	v. Ginninderra 22/11/86
10 th	77	Cecere, R (97) & Roberts, P (16)	v. Ginninderra 94/95
3rd Grade			
1 st	174	McKinnon, G (50) & Huleatt, P (119)	v. Tuggeranong 1/12/01
2 nd	147	Jones, S (57) & Wray, G (98)	v. NCA 95/96
3 rd	145	Cosgrave, M (70) & Quinlivan, D (73)	v. Weston Creek 3/3/84
4 th	136	White, S (71) & Miller, S (100)	v. Ginninderra 94/95
5 th	99	White, S (52) & Cosgrave, M (44)	v. Weston Creek 6/2/00
6 th	182*	Jess, D (104) & Death, N (74)	v. Tuggeranong 1/2/03
7 th	99	Hinds, S (66) & Jess, D (36)	v. Queanbeyan 24/2/01
8 th	105	Brady, S (42) & Jess, D (92)	v. ANU 93/94
9 th	83	Wootten, M (53) & Jensen, J (26)	v. Queanbeyan 13/1/01
10 th	74	Martin, P (31) & Harbick, A (37)	v. Queanbeyan 8/3/87
4th Grade			
1 st	118	Grocott, B (58) & Huleatt, P (55)	v. Queanbeyan 13/12/97
2 ^{nd**}	209	Heath, A (102) & Jones, F (94)	v. ANU 9/12/84
3 rd	187	Bailey, T (91) & Lewis, R (146)	v. ANU 94/95
4 th	151	Copeland, A (74) & Gough, J (71*)	v. WCCC 8/11/2003
5 th	138	Delaney, M (74) & Richards, D (74)	v. Queanbeyan 95/96
6 th	114	Fisher, G (56) & Peacock, B (55)	v. Weston Creek 16/2/80
7 ^{th**}	150*	Fuller, J (43) & Cecere, P (100)	v. Ginninderra 11-18/3/00
8 th	81	Walker, R (44) & Scott, R (27)	v. Nth Suburbs 25/1/86
9 ^{th**}	106	Abeyaratne, R (88) & Jensen, J (15)	v. South Canberra 96/97
10 th	81	Walker, R (44) & Scott, R (27)	v. Nth Suburbs 25/1/86

Wicket	Total	Batsmen (Contribution)	Established
5th Grade			
1 st	141	Roberts, J (70) & Swanson, R (60)	v. City 27/1/73
2 nd	112	Clapp, C (45) & Simotas, W (56)	v. Woden Valley 16/2/85
3 rd	111	Wyche, R (48) & Middleton, D (60)	v. Queanbeyan 8/3/87
4 th	189*	Besomo, G (140) & O'Brien, P (34)	v. City 12/3/88
5 ^{th**}	271*	Richards, D (166) & Mehta, A (105)	v. Ginninderra 18/3/00
6 th	100	Kidd, R (48) & Broers, M (66)	v. ANU 95/96
7 th	113	Wilson, R (13) & Houston, B (93)	v. Tuggeranong 26/1/87
8 ^{th**}	124	Kidd, R (41) & Longfield, S (80)	v. NCGCC 25/3/00
9 th	94	Qureshi, A (54) & Taylor, J (32)	v. Queanbeyan 3/11/84
10 th	79	Kidd, D (33) & Smith, G (45)	v. Weston Creek 17/3/02

TOP TEN BATTING PARTNERSHIPS – BY WICKET

Wicket	Runs	Batsmen (Contribution) – Grade	Established
1 st	187*	Garrity, I (89) & Hara, B (92) – 1 st	v. Ginninderra 28/11/99
2 nd	209	Heath, A (102) & Jones, F (94) – 4 th	v. ANU 9/12/84
3 rd	299	Garrity, I (180) & Macdonald, D (147) – 1 st	v. Ginninderra 95/96
4 th	292	Macdonald, D (140) & Macdonald, V (151) – 1 st	v. CNDCC 92/93
5 th	271*	Richards, D (166) & Mehta, A (105) – 5 th	v. Ginninderra 18/3/00
6 th	203	Macdonald, D (88) & Macdonald, V (115) – 1 st	v. South Canberra 20/3/92
7 th	150*	Fuller, J (43) & Cecere, P (100) – 4 th	v. Ginninderra 11–18/3/00
8 th	124	Kidd, R (41) & Longfield, S (80) – 5 th	v. NCGCC 25/3/00
9 th	106	Abeyaratne, R (88) & Jensen, J (15) – 4 th	v. South Canberra 96/97
10 th	89*	Brady, M (53) & Shea, P (34) – 1 st	v. ANU 8/12/84

TOP TEN BATTING PARTNERSHIPS – BY RUNS

	Runs	Batsmen (Contribution) – Grade – Wicket	Established
1)	299	Garrity, I (180) & Macdonald, D (147) – 1 st – 3 rd	v. Ginninderra 95/96
2)	292	Macdonald, D (140) & Macdonald, V (151) – 1 st – 4 th	v. CNDCC 92/93
3)	271*	Richards, D (166) & Mehta, A (105) – 5 th – 5 th	v. Ginninderra 18/3/00
4)	249*	Garrity, I (127) & Armstrong, T (107) – 1 st – 3 rd	v. ANU 7/3/92
5)	209	Heath, A (102) & Jones, F (94) – 4 th – 2 nd	v. ANU 9/12/84
6)	203	Macdonald, D (88) & Macdonald, V (115) – 1 st – 6 th	v. South Canberra 20/3/92
7)	189*	Besomo, G (140) & O'Brien, P (34) – 5 th – 4 th	v. City 12/3/88
8)	187*	Garrity, I (89) & Hara, B (92) – 1 st – 1 st	v. Ginninderra 28/11/99
9)	187	Bailey, T (91) & Lewis, R (146) – 4 th – 3 rd	v. ANU 94/95
10)	183*	Garrity, I (162) & Macdonald, D (77) – 1 st – 4 th	v. Eastlake 11/12/99

* Denotes Unbeaten Partnership

** Denotes Club Record Partnership for that Wicket

<p align="center">WESTERN DISTRICT CRICKET CLUB INCORPORATED PREVIOUS OFFICE BEARERS – ALL YEARS</p>

Season	Patron	President	Secretary	Treasurer
1969 – 70	-	Rudge, P	Wheeler, E	Stark, M
1970 – 71	-	Stark, M	Wheeler, E	Reed, W
1971 – 72	Stark, M	Buckley, L	Canney, I G	Quinane, M
		Blundell, G		
1972 – 73	-	Blundell, G	Gelding, G W	Pattinson, W
1973 – 74	Hon F Stewart MP	Blundell, G	Gelding, G W	Pattinson, W
1974 – 75	Hon F Stewart MP	Smith, S E	Casey, A J	Dockrill, B G
1975 – 76	K Fry MP	Gelding, G W	Casey, A J	Dockrill, B G
1976 – 77	K Fry MP	Gelding, G W	Casey, A J	Dockrill, B G
1977 – 78	K Fry MP	Gelding, G W	Munt, D P	Garrity, G P
1978 – 79	K Fry MP	Gelding, G W	Murray, P D	Garrity, G P
1979 – 80	K Fry MP	Gelding, G W	Murray, P D	Garrity, G P
1980 – 81	K Fry MP	Gelding, G W	Murray, P D	Garrity, G P
		Boardman, W		
1981 – 82	K Fry MP	Boardman, W	Matthews, D	Garrity, G P
1982 – 83	K Fry MP	Boardman, W	Matthews, D	Garrity, G P
1983 – 84	K Fry MP	Gelding, G W	Matthews, D	Garrity, G P
1984 – 85	Rudge, P F	Gelding, G W	O'Brien, P J	Garrity, G P
1985 – 86	Rudge, P F	Gelding, G W	Garrity, G P	Scott, R C
			Davidson, N A	
1986 – 87	Rudge, P F	Boardman, W	Hunt, D M	Middleton, A
		Norris, K		Besomo, G
1987 – 88	Rudge, P F	Norris, K	Hunt, D M	Besomo, G
1988 – 89	Rudge, P F	Rapley, A	Hunt, D M	Besomo, G
1989 – 90	Garrity, G P	Brady, M	Clark, J	Besomo, G
	Rudge, P F			
1990 – 91	Garrity, G P	Brady, M	Matthews, D	Bushell, G
1991 – 92	B Stefaniak MLA	Brady, M	Pauley, D	Burge, D
1992 – 93	-	Brady, M	Pauley, D	Burge, D
1993 – 94	Hon B McMullan MP & Clyde, B	Brady, M	Shepherd, J	Burge, D
1994 – 95	Hon B McMullan MP	Brady, M	Brady, S	Besomo, G
1995 – 96	Hon B McMullan MP & B Stefaniak MLA	Brady, M	Brady, S	Besomo, G
1996 – 97	Hon B McMullan MP & B Stefaniak MLA	Brady, M	McDonald, T	Besomo, G
1997 – 98	Hon B McMullan MP & B Stefaniak MLA	Brady, M	McDonald, T	Besomo, G
1998 – 99	Hon B McMullan MP & B Stefaniak MLA	Brady, M McDermott, D	Robertson, B	Bellchambers, S
1999 – 00	Hon B McMullan MP & B Stefaniak MLA	Brady, M	Beauchamp, G	Cook, G
2000 – 01	Hon B McMullan MP & B Stefaniak MLA	Garrity, G P	Evans, C	Cosgrave, M
2001 – 02	Hon B McMullan MP & B Stefaniak MLA	Garrity, G P	Pang, S	Goddard, P
			Cecere, R	
2002 – 03	Hon B McMullan MP & B Stefaniak MLA	Garrity, G P	Cecere, R	Goddard, P
2003 – 04	Hon B McMullan MP & B Stefaniak MLA	Gould, D ASM	Keens, B	Goddard, P

WESTERN DISTRICT CRICKET CLUB INCORPORATED
MEN'S CAREER STATISTICS
ALL YEARS

Player Career Statistics

<i>Name</i>	<i>Mat</i>	<i>Inn</i>	<i>NO</i>	<i>Run</i>	<i>Bat Ave</i>	<i>HS</i>	<i>50's</i>	<i>100's</i>	<i>Cat</i>	<i>Stump</i>	<i>Balls</i>	<i>Maid</i>	<i>Runs</i>	<i>Wkts</i>	<i>Bowl</i>	<i>Best</i>	<i>5WI</i>	<i>10WI</i>	<i>10WM</i>	<i>R/O</i>	<i>S/R</i>
ABELL, Graeme	25	26	7	260	13.68	64	1	0	9	0	2072	81	819	47	17.43	5/64	1	0	0	2.4	44
ABEYARATNE, Gyan	4	4	0	16	4	8	0	0	0	0	0	0	0	0	0	0	0	0	0	0	0
ABEYARATNE, Rukshan	56	53	11	555	13.21	88	1	0	14	0	3298	137	1317	88	14.97	7/49	3	0	1	2.4	37
ALLAN, R	78	81	16	1297	19.95	106*	3	1	36	0	5695	115	2020	175	11.54	7/16	11	0	0	2.1	33
ALLEN, Paul	33	32	4	478	17.07	63	1	0	13	0	2249	89	1090	43	25.35	5/44	1	0	0	2.9	52
ALLEN, Will	62	65	8	796	13.96	72	1	0	28	0	3382	108	1660	77	21.56	6/44	1	0	0	3	44
ALLISON, Adam	16	9	0	45	5	10	0	0	3	0	996	35	494	26	19	4/82	0	0	0	3	38
ALLISON, Brett	11	12	3	93	10.33	28	0	0	3	0	552	30	200	18	11.11	5/38	1	0	0	2.2	31
ANDERSON, N	18	19	2	284	16.71	95*	2	0	6	0	0	0	0	0	0	0	0	0	0	0	0
ANDREWS, Barry	63	71	7	1231	19.23	99	4	0	14	0	42	3	20	0	0	0/20	0	0	0	2.9	0
APPLEDORF, Andrew	42	31	8	253	11	31	0	0	12	0	2604	70	1386	67	20.69	5/26	1	0	0	3.2	39
ARCHIBALD, Kris	6	3	0	60	20	54	1	0	2	0	504	31	154	13	11.85	4/63	0	0	0	1.8	39
ARKLE, Peter	40	33	6	129	4.78	25	0	0	4	0	2157	63	1202	69	17.42	6/27	2	0	0	3.3	31
ARMSTRONG, Andrew	33	35	8	521	19.3	58	2	0	8	0	234	2	207	4	51.75	1/19	0	0	0	5.3	59
ARMSTRONG, Tom	46	45	1	738	16.77	107*	2	1	15	0	225	10	131	8	16.38	3/28	0	0	0	3.5	28
ARNOLD, P	1	1	1	1	0	1*	0	0	0	0	15	0	8	1	8	1/8	0	0	0	3.2	15
ARNOULD, Phil	2	2	1	0	0	0	0	0	0	0	60	0	69	2	34.5	2/55	0	0	0	6.9	30
ASHENDEN, M	9	8	3	105	21	42	0	0	4	0	73	1	79	1	79	1/34	0	0	0	6.5	73
AYRE, C	3	4	0	14	3.5	8	0	0	0	0	0	0	0	0	0	0	0	0	0	0	0
AYRE, D	11	12	1	206	18.73	56	1	0	6	0	0	0	0	0	0	0	0	0	0	0	0
AYRE, S	24	29	4	178	7.12	27	0	0	5	0	6	0	3	0	0	0/3	0	0	0	3	0
BAILEY, Scott	35	28	5	168	7.3	35*	0	0	13	0	2520	67	1211	58	20.88	7/28	1	0	0	2.9	43
BAILEY, Tony	158	161	19	2199	15.49	106*	5	1	55	0	6012	220	2666	160	16.66	5/18	5	0	1	2.7	38
BAIRD, S	37	39	2	794	21.46	83*	3	0	18	0	1150	28	610	37	16.49	6/45	1	0	0	3.2	31
BAKER, Warick	14	15	3	192	16	29	0	0	10	3	0	0	0	0	0	0	0	0	0	0	0
BALKIN, K	53	59	13	850	18.48	72	4	0	23	0	3604	82	1420	128	11.09	3/8	7	0	0	2.4	28

<i>Name</i>	<i>Mat</i>	<i>Inn</i>	<i>NO</i>	<i>Run</i>	<i>Bat Ave</i>	<i>HS</i>	<i>50's</i>	<i>100's</i>	<i>Cat</i>	<i>Stump</i>	<i>Balls</i>	<i>Maid</i>	<i>Runs</i>	<i>Wkts</i>	<i>Bowl</i>	<i>Best</i>	<i>5WI</i>	<i>10WI</i>	<i>10WM</i>	<i>R/O</i>	<i>S/R</i>
BARATTA, Joe	48	47	3	788	17.91	86*	4	0	24	0	206	3	188	5	37.6	4/25	0	0	0	5.5	41
BARNES, Chris	54	59	8	865	16.96	56	1	0	25	0	1898	70	796	39	20.41	8/68	0	0	0	2.5	49
BARNES, Michael	29	23	9	233	16.64	49	0	0	9	0	2410	82	1049	66	15.89	5/15	4	0	0	2.6	37
BARTLE, S	16	16	0	91	5.69	18	0	6	1	0	72	0	48	1	48	1/22	0	0	0	4	72
BEACROFT, Greg	80	90	19	1961	27.62	135*	9	1	34	0	1098	28	439	25	17.56	7/38	1	0	0	2.4	44
BEAUCHAMP, Gary	190	229	36	2188	11.34	70	2	0	36	0	6166	114	3274	181	18.09	7/38	7	0	0	3.2	34
BELL, Gareth	7	7	1	90	15	36	0	0	5	0	0	0	0	0	0		0	0	0	0	0
BELL, N	4	4	2	7	3.5	5	0	0	0	0	180	5	123	3	41	2/78	0	0	0	4.1	60
BELLCHAMBERS, Shane	76	79	9	1141	16.3	84*	3	0	2	0	2086	42	1044	52	20.08	5/22	3	0	0	3	40
BERRIMAN, David	21	16	4	62	5.17	22	0	0	3	0	384	5	331	8	41.38	2/33	0	0	0	5.2	48
BESOMO, Greg	37	34	9	838	33.52	202*	3	1	12	0	3023	193	976	58	16.83	5/28	2	0	0	1.9	52
BICE, J	43	48	5	502	11.67	58	1	0	37	0	2566	59	1012	59	17.15	7/17	2	0	0	2.4	43
BICE, M	11	12	1	152	13.82	41	0	0	5	0	594	16	266	18	14.78	4/25	0	0	0	2.7	33
BIERNAT, Matt	5	4	0	136	34	87	1	0	4	0	90	3	49	4	12.25	3/16	0	0	0	3.3	22
BLACK, A	21	21	1	476	23.8	76	3	0	15	0	480	18	228	19	12	4/6	0	0	0	2.9	25
BLACKSHAW, Rodney	49	45	20	210	8.4	38	0	0	5	0	3453	103	1537	79	19.46	5/25	3	0	0	2.7	44
BLACKSHAW, Warren	104	115	13	2168	21.25	129*	10	2	53	3	84	2	37	2	18.5	2/2	0	0	0	2.6	42
BLAIR, David	28	26	8	207	11.5	35*	0	0	6	0	1545	47	769	51	15.08	4/21	0	0	0	3	30
BLAIR, Nick	29	35	3	275	8.59	39*	0	0	3	0	288	8	148	7	21.14	2/2	0	0	0	3.1	41
BLAKE, Allan	37	37	12	132	5.28	18	0	0	7	0	1679	56	949	60	15.82	5/20	3	0	0	3.4	28
BLUNDELL, G	57	76	13	763	12.11	49	0	0	42	10	24	0	18	1	18	1/2	0	0	0	4.5	24
BOARDMAN, Wayne	62	53	13	583	14.57	67	1	0	21	0	5049	231	1632	119	13.71	7/21	6	0	0	1.9	42
BOLTON, S	41	33	5	291	10.39	55*	1	0	16	0	405	2	391	7	55.86	2/32	0	0	0	5.8	58
BONNETT, Paul	86	112	11	1621	16.05	100*	4	1	36	0	64	0	47	2	23.5	1/11	0	0	0	4.4	32
BOOTHROYDE, Mathew	1	1	0	8	8	8	0	0	0	0	24	2	17	0	0	0/17	0	0	0	4.2	0
BOOTS, Troy	1	1	0	2	2	2	0	0	0	0	0	0	0	0	0	0	0	0	0	0	0
BOTTARO, Phil	15	14	4	496	49.6	88	4	0	4	0	24	2	14	0	0	0/14	0	0	0	3.5	0
BOULTON, Steve	55	38	6	304	9.5	26	0	0	18	0	186	2	141	3	47	2/9	0	0	0	4.5	62
BOURKE, B	35	36	3	318	9.64	39*	0	0	5	0	585	7	376	14	26.86	3/8	0	0	0	3.9	42
BOYLE, Jacob	174	177	21	2242	14.37	103*	7	1	77	0	5253	159	2905	146	19.9	5/25	3	0	0	3.3	36
BRADLEY, Mark	42	43	9	562	16.53	82	1	0	16	0	2740	86	1363	53	25.72	5/16	1	0	0	3	52
BRADLEY, Peter	116	135	11	2271	18.31	82	10	0	35	0	66	2	59	2	29.5	2/13	0	0	0	5.4	33
BRADLEY, Robert	72	74	12	1190	19.19	101	3	1	31	0	344	1	201	12	16.75	4/25	0	0	0	3.5	29
BRADY, Mick	75	55	15	668	16.7	69*	3	0	14	0	5948	293	2225	131	16.98	5/12	3	0	0	2.2	45

<i>Name</i>	<i>Mat</i>	<i>Inn</i>	<i>NO</i>	<i>Run</i>	<i>Bat Ave</i>	<i>HS</i>	<i>50's</i>	<i>100's</i>	<i>Cat</i>	<i>Stump</i>	<i>Balls</i>	<i>Maid</i>	<i>Runs</i>	<i>Wkts</i>	<i>Bowl</i>	<i>Best</i>	<i>5WI</i>	<i>10WI</i>	<i>10WM</i>	<i>R/O</i>	<i>S/R</i>
BRADY, Simon	84	81	7	1217	16.45	76	2	0	17	0	60	0	49	0	0	0/49	0	0	0	4.9	0
BRADY,Nick	5	1	1	2	0	4	0	0	2	0	192	6	75	10	7.5	4/33	0	0	0	2.3	19
BRANDENBURG, Chris	15	16	2	320	22.86	90*	2	0	11	0	18	1	5	0	0	0/5	0	0	0	1.7	0
BRANT, Adam	14	9	2	78	11.14	22	0	0	2	0	762	30	363	28	12.96	6/15	2	0	0	2.9	27
BRAZELL, K	52	70	5	863	13.28	55	1	0	23	0	6	0	2	0	0	0/2	0	0	0	2	0
BREDE, Duncan	48	49	6	873	20.3	107*	2	1	63	5	0	0	0	0	0		0	0	0	0	0
BREWER, R	25	27	4	419	18.22	73	2	0	43	4	24	0	16	0	0	0/16	0	0	0	4	0
BRIGGS, D	1	1	1	16	0	16*	0	0	0	0	0	0	0	0	0		0	0	0	0	0
BRISTOL, Peter	1	1	0	1	1	1	0	0	0	0	0	0	0	0	0	0	0	0	0	0	0
BRISTOL, Simon	16	20	1	105	5.53	14	0	0	6	0	0	0	0	0	0	0	0	0	0	0	0
BRITT, Kris	1	1	0	0	0	0	0	0	0	0	54	2	26	1	26	1/26	0	0	0	2.9	54
BROADBENT, Paul	41	40	12	483	17.25	72	3	0	10	0	2771	119	1129	70	16.13	6/24	3	0	0	2.4	40
BROADBENT, Steve	172	178	23	2582	16.66	108	6	1	65	0	10047	271	5282	237	22.29	7/91	12	0	0	3.2	42
BROERS, Matt	122	126	5	2784	23.01	134*	13	6	46	0	2412	70	1158	83	13.95	8/52	4	0	0	2.9	29
BROWN, M	1	1	0	3	3	3	0	0	0	0	18	1	4	0	0	0/4	0	0	0	1.3	0
BRYANT, Steve	54	52	23	324	11.17	32*	0	0	21	0	5035	230	1665	125	13.32	6/19	3	0	0	2	40
BRYCE, D	1	1	0	26	26	26	0	0	0	0	0	0	0	0	0		0	0	0	0	0
BUCHANAN, John	8	8	2	127	21.17	39	0	0	2	0	621	29	275	19	14.48	6/27	1	0	0	2.6	32
BUCKLEY, L	28	37	8	489	16.86	43*	0	0	10	0	64	0	45	1	45	1/10	0	0	0	4.2	64
BULKELEY, Luke	46	48	12	273	7.58	26	0	0	20	0	2003	70	941	49	19.2	4/17	0	0	0	2.8	41
BURFOOT, Matt	17	16	2	209	14.93	54	1	0	23	6	0	0	0	0	0	0	0	0	0	0	0
BURGE, David	70	84	5	1297	16.42	136	2	2	30	0	426	7	273	12	22.75	4/25	0	0	0	3.9	36
BUSH, Graeme	79	75	12	1297	20.59	79	4	0	30	0	6675	161	3268	133	24.57	5/60	3	0	0	2.9	50
BUSHELL, Graham	16	16	1	303	20.2	48	0	0	3	0	417	20	159	14	11.36	3/6	0	0	0	2.3	30
BUSHELL, Rick	103	109	7	2137	20.95	132*	8	1	38	0	352	3	298	18	16.56	4/73	0	0	0	5.1	20
BUTLER, A	13	16	2	359	25.64	68	1	0	8	0	0	0	0	0	0		0	0	0	0	0
BUTLER, Nigel	27	18	7	55	5	9	0	0	13	0	1738	60	875	55	15.91	5/11	3	0	0	3	32
CALLAGHAN, Daniel	55	47	12	494	14.11	69	1	0	22	0	3080	100	1576	74	21.3	4/44	0	0	0	3.1	42
CAMARA, Stuart	22	22	1	448	21.33	87	2	0	5	0	30	1	15	0	0	0/15	0	0	0	3	0
CAMERON, Scott	28	32	4	641	22.89	61*	4	0	42	2	0	0	0	0	0		0	0	0	0	0
CAMPBELL, Simon	28	26	1	253	10.12	31*	0	0	9	0	629	14	345	22	15.68	4/46	0	0	0	3.3	29
CANDLIN, G	13	12	2	140	14	62*	1	0	9	0	210	7	116	9	12.89	3/20	0	0	0	3.3	23
CANNEY, Ian	70	88	4	1642	19.55	102	5	1	42	0	6616	140	2555	179	14.27	7/31	9	0	3	2.3	37
CAPE, P	3	2	0	6	3	4	0	0	0	0	24	0	28	0	0	0/28	0	0	0	7	0

<i>Name</i>	<i>Mat</i>	<i>Inn</i>	<i>NO</i>	<i>Run</i>	<i>Bat Ave</i>	<i>HS</i>	<i>50's</i>	<i>100's</i>	<i>Cat</i>	<i>Stump</i>	<i>Balls</i>	<i>Maid</i>	<i>Runs</i>	<i>Wkts</i>	<i>Bowl</i>	<i>Best</i>	<i>5WI</i>	<i>10WI</i>	<i>10WM</i>	<i>R/O</i>	<i>S/R</i>
CARMODY, Andrew	78	57	13	424	9.64	50	1	0	18	0	3358	100	1814	86	21.09	6/45	2	0	0	3.2	39
CARNEY, D	34	44	10	531	15.62	86*	1	0	9	0	1440	77	638	48	13.29	6/35	2	0	0	2.7	30
CASEY, Alan	81	75	23	353	6.79	33*	0	0	108	8	0	0	0	0	0		0	0	0	0	0
CECERE, Marco	51	48	1	659	14.02	80	2	0	16	0	689	5	669	28	23.89	3/12	0	0	0	5.8	25
CECERE, Paul	109	116	11	1949	18.56	100*	7	1	52	0	1614	43	933	43	21.7	4/22	0	0	0	3.5	38
CECERE, Rocco	58	60	7	1084	20.45	102	6	1	50	7	1014	19	556	27	20.59	4/42	0	0	0	3.3	38
CHAMBERLAIN, Matt	34	37	5	308	9.62	89	1	0	29	3	48	0	65	0	0	0/25	0	0	0	8.1	0
CHIBNALL, R	43	51	4	576	12.26	75	2	0	10	0	3228	75	1183	101	11.71	7/34	7	0	0	2.2	32
CHOWAN, D	1	2	1	1	1	1	0	0	0	0	12	0	8	0	0	0/8	0	0	0	4	0
CLAPP, Chris	80	89	7	1828	22.29	115*	11	1	41	1	749	16	458	27	16.96	6/33	1	0	0	3.7	28
CLARK, Jeff	255	283	27	4872	19.03	104*	14	1	168	1	5105	158	2323	148	15.7	6/35	4	0	0	2.7	34
CLARK, Trevor	53	51	4	970	20.64	61	5	0	23	0	346	6	220	9	24.44	2/19	0	0	0	3.8	38
CLARKE, Rob	12	10	2	77	9.63	35	0	0	6	0	442	14	258	21	12.29	4/40	0	0	0	3.5	21
CLEARY, Damien	52	54	10	852	19.36	120*	1	1	18	0	1167	29	479	31	15.45	4/13	0	0	0	2.5	38
CLOUT, James	61	52	20	293	9.16	45	0	0	16	0	3524	117	1720	78	22.05	5/42	3	0	0	2.9	45
CODDINGTON, A	14	13	2	100	9.09	25	0	0	6	0	639	24	263	15	17.53	2/14	0	0	0	2.5	43
COE, B	50	47	13	353	10.38	29	0	0	26	0	4615	97	1785	127	14.06	7/34	8	0	0	2.3	36
COLE, Anthony	21	17	7	117	11.7	24	0	0	5	0	882	24	449	16	28.06	4/20	0	0	0	3.1	55
COLEBATCH, Tom	13	7	4	16	5.33	8*	0	0	1	0	936	23	448	20	22.4	4/32	0	0	0	2.9	47
COLLIER, Linton	9	9	1	82	10.25	27	0	0	0	0	276	2	209	8	26.13	2/20	0	0	0	4.5	35
COLLINS, Ian	16	9	6	28	9.33	16*	0	0	5	0	876	19	444	23	19.3	4/50	0	0	0	3	38
CONNELL, B	1	2	0	6	3	6	0	0	0	0	24	0	11	0	0	0/11	0	0	0	2.8	0
CONNELL, Mark	9	11	0	99	9	17	0	0	5	0	282	8	181	7	25.86	3/22	0	0	0	3.9	40
CONSTANTINE, F	56	51	4	691	14.7	112	1	1	24	0	1946	53	1098	79	13.9	5/17	1	0	0	3.4	25
CONWAY, Gerald	32	33	5	643	22.96	117*	3	1	8	0	1119	39	543	31	17.52	4/17	0	0	0	2.9	36
COOK, David	90	86	13	1755	24.04	123	6	2	93	20	0	0	0	0	0		0	0	0	0	0
COOK, G	29	28	6	135	6.14	28	0	0	4	0	553	3	526	17	30.94	4/24	0	0	0	5.7	33
COOK, Graeme	104	91	19	782	10.86	39	0	0	17	0	6473	221	2875	155	18.55	6/38	2	0	1	2.7	42
COOK, Peter	63	69	8	864	14.16	46	0	0	30	0	894	21	444	23	19.3	4/50	0	0	0	3	39
COOK, S	22	21	1	197	9.85	28	0	0	8	0	348	6	309	8	38.63	3/20	0	0	0	5.3	44
COONAN, Damien	11	10	0	100	10	33	0	0	3	0	495	11	269	9	29.89	2/16	0	0	0	3.3	55
COPELAND, Alan	35	35	4	526	16.97	77	4	0	14	0	440	12	210	14	15	2/9	0	0	0	2.9	31
CORDEN, S	21	17	3	73	5.21	15	0	0	4	0	457	2	491	15	32.73	4/51	0	0	0	6.5	30
COSGRAVE, Joshua	18	19	3	420	26.25	67	4	0	5	0	246	2	136	7	19.43	2/16	0	0	0	3.3	35

<i>Name</i>	<i>Mat</i>	<i>Inn</i>	<i>NO</i>	<i>Run</i>	<i>Bat Ave</i>	<i>HS</i>	<i>50's</i>	<i>100's</i>	<i>Cat</i>	<i>Stump</i>	<i>Balls</i>	<i>Maid</i>	<i>Runs</i>	<i>Wkts</i>	<i>Bowl</i>	<i>Best</i>	<i>5WI</i>	<i>10WI</i>	<i>10WM</i>	<i>R/O</i>	<i>S/R</i>
COSGRAVE, Marcus	191	210	21	4167	22.05	125	18	2	80	14	314	10	201	8	25.12	2/21	0	0	0	3.8	39
COTTRELL, J	4	5	1	51	12.75	25*	0	0	5	0	0	0	0	0	0		0	0	0	0	0
CRAFT, T	11	13	6	72	10.29	25	0	0	1	0	798	25	393	7	56.14	2/11	0	0	0	3	114
CRICK, P	11	12	5	56	8	20	0	0	5	0	1120	22	359	40	8.98	10/23	1	0	1	1.9	28
CRIPPS, Ashley	52	42	11	635	20.48	78	3	0	52	4	36	0	38	1	38	1/32	0	0	0	6.3	36
CRISTOFANI, Vic	41	48	9	909	23.31	103*	5	1	13	0	1072	21	441	20	22.05	4/16	0	0	0	2.5	54
CROCKHART, D	22	27	0	452	16.74	75	2	0	6	0	468	7	329	15	21.93	3/62	0	0	0	4.2	31
CROKER, Glen	221	235	18	5246	24.18	124*	24	7	105	2	8110	259	3406	197	17.29	6/25	6	0	0	2.5	41
CUMMINGS, A	11	12	0	133	11.08	38	0	0	2	0	0	0	0	0	0		0	0	0	0	0
DALEY, B	19	22	2	159	7.95	36	0	0	3	0	517	14	270	19	14.21	6/23	1	0	0	3.1	27
DANG, Manu	2	2	2	15		11*	0	0	2	0	0	0	0	0	0		0	0	0	0	0
DATTA, Viv	4	5	0	44	8.8	21	0	0	2	0	42	1	36	1	36	1/36	0	0	0	5.1	42
DAVIDSON, Neil	79	75	8	1640	24.48	123*	6	1	37	0	636	39	229	7	32.71	3/16	0	0	0	2.2	91
DAVIES, R	2	2	0	18	9	9	0	0	1	0	66	1	40	0	0	0/6	0	0	0	3.6	0
DAVIS, S	52	49	6	726	16.88	57*	3	0	19	0	2285	59	1372	78	17.59	5/26	2	0	0	3.6	29
DAY, Michael	28	24	5	558	29.37	83	3	0	15	0	2088	95	851	34	25.03	5/47	1	0	0	2.5	61
DEATH, Graeme	2	2	0	21	10.5	17	0	0	1	0	54	1	24	1	24	1/12	0	0	0	2.7	54
DEATH, Nic	36	29	8	304	14.48	100*	0	1	7	0	1382	21	815	32	25.47	4/22	0	0	0	3.5	43
DELANY, E	27	31	2	396	13.66	54*	1	0	11	0	2401	38	982	59	16.64	7/44	3	0	0	2.5	41
DENNETT, G	18	15	5	63	6.3	22*	0	0	7	0	882	19	536	18	29.78	4/36	0	0	0	3.7	49
DERRICK, Chris	10	8	3	144	28.8	42	0	0	2	0	644	31	252	23	10.96	4/15	0	0	0	2.4	28
DHILLON, T	1	1	0	6	6	6	0	0	1	0	24	1	11	0	0	0/11	0	0	0	1.9	0
DOCKERILL, B	67	64	22	377	8.98	32*	0	0	12	0	6344	120	2491	208	11.98	9/45	8	0	1	2.4	31
DONKIN, R	1	0	0	0	0	0	0	0	0	0	12	0	11	0	0	0/11	0	0	0	5.5	0
DOSSAN, J	13	6	3	6	2	3	0	0	1	0	426	16	181	14	12.93	5/28	1	0	0	2.6	30
DOUGAN, M	6	6	0	14	2.33	7	0	0	1	0	83	2	47	2	23.5	1/5	0	0	0	3.4	42
DOUGLAS, David	3	4	1	32	10.67	21	0	0	3	0	12	0	9	1	9	1/9	0	0	0	4.5	12
DOWLING, J	19	20	1	170	8.95	52	1	0	6	0	726	15	370	14	26.43	3/15	0	0	0	3.1	52
DOWLING, P	10	12	3	47	5.22	16	0	0	2	0	252	11	96	2	48	1/6	0	0	0	2.3	126
DRISCOLL, D	27	30	5	333	13.32	40	0	0	19	19	0	0	0	0	0		0	0	0	0	0
DRISCOLL, T	39	39	10	520	17.93	68	3	0	56	22	0	0	0	0	0		0	0	0	0	0
DUNN, A	14	7	6	47	47	11*	0	0	4	0	517	23	165	11	15	3/7	0	0	0	1.9	47
DUNN, M	22	21	5	134	8.38	33	0	0	12	0	1112	20	692	31	22.32	5/71	1	0	0	3.7	36
DUNSTAN, D	18	26	3	218	9.48	34	0	0	0	0	0	0	0	0	0		0	0	0	0	0

<i>Name</i>	<i>Mat</i>	<i>Inn</i>	<i>NO</i>	<i>Run</i>	<i>Bat Ave</i>	<i>HS</i>	<i>50's</i>	<i>100's</i>	<i>Cat</i>	<i>Stump</i>	<i>Balls</i>	<i>Maid</i>	<i>Runs</i>	<i>Wkts</i>	<i>Bowl</i>	<i>Best</i>	<i>5WI</i>	<i>10WI</i>	<i>10WM</i>	<i>R/O</i>	<i>S/R</i>
DUNSTAN, J	15	18	2	122	7.63	30	0	0	5	0	30	0	25	0	0	0/25	0	0	0	5	0
DUNSTONE, C	10	15	0	225	15	42	0	0	6	0	198	2	90	6	15	3/23	0	0	0	2.7	33
DURICK, Daniel	11	14	0	152	10.86	30	0	0	8	0	54	0	26	1	26	1/26	0	0	0	2.9	54
DURICK, Kevin	30	30	3	172	6.37	29*	0	0	8	0	744	14	509	26	19.58	3/19	0	0	0	4.1	29
EADE, F	35	54	1	696	13.13	55	2	0	27	0	0	0	0	0	0		0	0	0	0	0
EASTLAKE, W	2	1	0	3	3	3	0	0	0	0	78	1	49	1	49	1/38	0	0	0	3.8	78
EASTMAN, Murray	36	39	5	420	12.35	57	1	0	22	12	18	1	15	1	15	1/15	0	0	0	5	18
EDDINGTON, J	13	15	0	121	8.07	19	0	0	0	0	1086	34	493	25	19.72	5/77	1	0	0	2.7	43
ELLIOTT, N	14	15	3	247	20.58	68	1	0	1	0	12	0	17	0	0	0/17	0	0	0	8.5	0
ELLIS, M	33	35	5	153	5.1	26	0	0	12	0	3277	126	1376	71	19.38	6/37	2	0	0	2.5	46
ELLIS, Rod	51	54	8	1061	23.07	69*	6	0	18	0	168	4	109	3	36.33	3/52	0	0	0	3.9	56
ELLIS, Sebastian	17	19	2	292	17.18	59	1	0	5	0	366	10	222	7	31.71	4/28	0	0	0	3.6	52
EMMERICK, Darryl	11	13	1	204	17	51	1	0	4	0	96	5	37	3	12.33	2/2	0	0	0	2.3	32
ENNIS, Mark	8	4	2	2	1	2*	0	0	3	0	332	3	195	9	21.67	4/33	0	0	0	3.5	37
ETHERINGTON, G	13	12	0	256	21.33	46	0	0	3	0	18	1	6	1	6	1/6	0	0	0	2	18
EVANS, Chris	87	85	14	878	12.37	69	1	0	22	0	3907	136	1874	106	17.68	7/39	1	0	0	2.9	37
EVANS, G	40	48	11	478	12.92	86	1	0	11	0	224	6	88	4	22	3/65	0	0	0	2.4	56
EVERSTON, D	1	1	0	5	5	5	0	0	0	0	6	0	14	0	0	0/14	0	0	0	14	0
EVESTON, G	27	32	2	430	14.33	52*	1	0	2	0	25	0	15	1	15	1/0	0	0	0	3.6	25
FEHON, T	11	10	1	111	12.33	38	0	0	3	0	0	0	0	0	0		0	0	0	0	0
FELTHAM, G	3	1	0	7	7	7	0	0	0	0	126	5	36	4	9	2/6	0	0	0	1.7	32
FIELD, Steve	15	15	2	270	20.77	74*	1	0	6	0	765	35	326	23	14.17	5/23	1	0	0	2.6	33
FINLEY, S	1	1	1	0	0	0*	0	0	0	0	12	0	23	0	0	0/23	0	0	0	11.5	0
FISHER, G	36	44	4	321	8.03	41	0	0	5	0	1744	30	806	43	18.74	7/34	2	0	0	2.8	41
FLAHERTY, Kevin	31	18	10	46	5.75	12*	0	0	6	0	2358	123	831	33	25.18	4/54	0	0	0	2.1	71
FLANAGAN, F	4	3	1	97	48.5	32	0	0	0	0	0	0	0	0	0		0	0	0	0	0
FOENANDER, Jerome	68	69	2	1282	19.13	86	4	0	16	0	2215	64	1010	42	24.05	6/78	2	0	0	2.7	53
FOLKES, Troy	18	20	1	281	14.79	43	0	0	9	0	246	10	86	4	21.5	1/2	0	0	0	2.1	62
FOULSTONE, D	61	81	5	696	9.16	33	0	0	10	0	2982	61	1339	85	15.75	4/3	0	0	0	2.7	35
FRANCIS, Johnny	30	38	9	278	9.59	21	0	0	27	9	54	1	21	0	0	0/21	0	0	0	2.3	0
FREDERICKS, C	40	58	8	396	7.92	32*	0	0	5	0	2960	48	1278	75	17.04	6/9	1	0	0	2.6	39
FULFORD, Ian	34	24	10	136	9.71	21*	0	0	8	0	1766	52	895	39	22.95	5/41	1	0	0	3	45
FULLER, Jon	191	183	25	2696	17.06	95	7	0	76	0	7385	254	3277	191	17.16	7/23	7	0	0	2.7	39
FUNNEL, Lachlan	20	22	1	475	22.62	106	3	1	6	0	162	1	105	2	52.5	2/21	0	0	0	3.9	81

<i>Name</i>	<i>Mat</i>	<i>Inn</i>	<i>NO</i>	<i>Run</i>	<i>Bat Ave</i>	<i>HS</i>	<i>50's</i>	<i>100's</i>	<i>Cat</i>	<i>Stump</i>	<i>Balls</i>	<i>Maid</i>	<i>Runs</i>	<i>Wkts</i>	<i>Bowl</i>	<i>Best</i>	<i>5WI</i>	<i>10WI</i>	<i>10WM</i>	<i>R/O</i>	<i>S/R</i>
GARLAND, Mark	52	48	9	589	15.1	59	2	0	31	0	4650	200	1936	71	27.27	4/25	0	0	0	2.5	65
GARRATT, D	20	13	7	66	11	16	0	0	11	0	1110	40	549	14	39.21	2/10	0	0	0	3	79
GARRITY, David	48	59	10	917	18.71	66	1	0	23	0	183	6	97	6	16.17	3/19	0	0	0	3.2	31
GARRITY, Gerry	154	167	26	2890	20.5	107	8	2	98	0	12067	551	3951	324	12.19	9/25	15	0	2	2	37
GARRITY, Ian	169	171	24	5291	35.99	180	21	9	71	0	6460	274	2775	126	22.02	6/48	3	0	0	2.6	51
GARRITY, Mark	63	63	13	1565	31.3	86	8	0	36	0	450	6	255	13	19.62	5/28	1	0	0	3.4	35
GELDART, G	38	57	17	309	7.73	36	0	0	7	0	1200	15	594	35	16.97	6/36	2	0	0	3	34
GELDING, Geoff	152	164	20	1989	13.81	102*	3	1	69	0	8355	155	3725	235	15.85	7/66	9	0	1	2.7	36
GIFFARD, Charles	20	19	2	213	12.53	74	1	0	3	0	444	14	212	8	26.5	2/31	0	0	0	2.9	56
GIFFARD, Peter	13	11	6	86	17.2	26*	0	0	4	0	726	20	386	23	16.78	6/49	1	0	0	3.2	32
GILL, Greg	114	129	7	2518	20.64	107	12	2	47	0	254	1	188	1	188	1/21	0	0	0	4.4	254
GLASBY, Alan	22	23	3	296	14.8	78	1	0	2	0	1151	29	570	28	20.36	4/29	0	0	0	3	41
GLEESON, D	1	1	0	14	14	14	0	0	0	0	6	0	6	0	0	0/6	0	0	0	6	0
GODDARD, Paul	59	43	16	315	11.67	34	0	0	24	0	3580	103	1799	86	20.92	6/23	3	0	0	3	42
GODDARD, R	1	0	0	0	0	0	0	0	0	0	12	0	11	0	0	0/11	0	0	0	5.5	0
GOODSELL, R	22	26	2	404	16.83	64	2	0	32	1	0	0	0	0	0	0	0	0	0	0	0
GOUGH, Jai	12	11	4	226	32.29	76*	2	0	18	2	0	0	0	0	0	0	0	0	0	0	0
GOWLAND, Wayne	22	25	0	487	19.48	101	2	1	10	0	0	0	0	0	0	0	0	0	0	0	0
GRAHAM, A	20	24	2	196	8.91	47	0	0	5	0	1446	32	580	39	14.87	4/22	0	0	0	2.4	37
GRAHAM, John	66	60	8	585	11.25	48*	0	0	22	0	2455	81	1323	58	22.81	8/69	3	0	0	3.2	42
GRAYLING, ?	1	1	0	0	0	0	0	0	1	0	78	2	42	3	14	3/42	0	0	0	3.2	26
GREATZ, Nathan	7	5	1	98	24.5	52	1	0	0	0	392	3	251	10	25.1	4/35	0	0	0	3.8	39
GREAVES, Andrew	22	24	5	241	12.68	55*	1	0	8	0	1175	42	500	85	5.88	4/17	0	0	0	2.6	14
GROCOTT, Brett	109	116	10	2454	23.15	158	13	2	28	0	3569	118	1605	105	15.29	6/28	1	0	0	2.7	34
GUNTON, C	14	12	5	43	6.14	12*	0	0	6	0	907	37	289	20	14.45	3/10	0	0	0	1.9	45
GUY, Jamie	2	2	0	47	23.5	44	0	0	1	0	42	0	26	1	26	1/26	0	0	0	3.7	42
HACKETT, A	1	1	0	7	7	7	0	0	0	0	0	0	0	0	0	0	0	0	0	0	0
HAGAN, P	25	33	8	527	21.08	100*	1	1	11	0	8	0	3	0	0	0/3	0	0	0	2.3	0
HALL, Adam	54	51	10	708	17.27	84*	2	0	28	0	947	22	573	22	26.05	4/38	0	0	0	3.6	43
HALL, Dwane	109	112	12	1985	19.85	120*	8	2	48	0	362	11	283	4	70.75	2/36	0	0	0	4.7	90
HALL, M	56	46	14	486	15.19	48*	0	0	20	0	5734	140	1881	130	14.47	6/17	7	0	3	2	44
HALL, Mark	13	12	1	127	11.55	48	0	0	26	9	0	0	0	0	0	0	0	0	0	0	0
HALL, R	4	5	2	13	4.33	7	0	0	1	0	10	0	6	0	0	0/6	0	0	0	3.6	0
HALL, Trent	60	63	13	412	8.24	49	0	0	13	0	2027	81	921	49	18.8	5/21	1	0	0	2.7	41

<i>Name</i>	<i>Mat</i>	<i>Inn</i>	<i>NO</i>	<i>Run</i>	<i>Bat Ave</i>	<i>HS</i>	<i>50's</i>	<i>100's</i>	<i>Cat</i>	<i>Stump</i>	<i>Balls</i>	<i>Maid</i>	<i>Runs</i>	<i>Wkts</i>	<i>Bowl</i>	<i>Best</i>	<i>5WI</i>	<i>10WI</i>	<i>10WM</i>	<i>R/O</i>	<i>S/R</i>
HAMBRIDGE, Andrew	10	10	1	171	19	46	0	0	3	0	708	22	432	17	25.41	4/100	0	0	0	3.7	42
HAMILTON, I	53	59	16	298	6.93	35*	0	0	12	0	5088	115	1824	141	12.94	7/8	8	0	3	2.2	36
HANLEY, Barney	2	2	1	0	0	0	0	0	0	0	60	0	69	2	34.5	2/69	0	0	0	6.9	30
HANLON, R	12	8	3	134	26.8	54*	1	0	18	1	78	1	48	2	24	1/18	0	0	0	3.7	39
HAQUE, Tan vir	38	31	9	227	10.32	28	0	0	11	0	2997	128	1284	74	17.35	6/19	3	0	0	2.6	41
HARA, Bruce	149	163	16	4354	29.62	145	22	7	69	0	1698	51	845	37	22.84	6/33	2	0	0	3	46
HARBICK, Andrew	43	44	17	761	28.19	73*	2	0	27	0	2093	61	1087	51	21.31	5/46	1	0	0	3.1	41
HARRISON, Brett	14	10	2	117	14.63	55*	1	0	7	0	660	18	387	12	32.25	2/23	0	0	0	3.5	55
HARRISON, James	80	50	22	232	8.29	20	0	0	25	0	6357	247	2947	205	14.38	8/14	7	0	0	2.8	31
HARVEY, M	13	12	1	187	17	52	1	0	5	0	210	6	112	4	28	2/31	0	0	0	3.2	53
HATTON, Mark	97	97	22	1768	23.57	81	9	0	44	0	9110	367	3981	220	18.1	7/26	7	0	2	2.6	41
HAYCROFT, Greg	17	17	5	311	25.92	76	1	0	5	0	1633	86	603	32	18.84	5/39	1	0	0	2.2	51
HAZELL, Dave	14	12	2	93	9.3	28*	0	0	14	2	0	0	0	0	0	0	0	0	0	0	0
HEALY, Ben	44	34	7	426	15.78	69	2	0	9	0	2583	99	1126	49	22.98	3/9	0	0	0	2.6	53
HEALY, G	1	1	0	8	8	8	0	0	1	0	18	0	11	0	0	0/11	0	0	0	3.7	0
HEALY, Luke	56	59	2	1393	24.44	138	8	1	33	8	78	3	77	1	77	1/57	0	0	0	5.9	78
HEATH, Andrew	36	36	4	698	21.81	102*	4	1	15	0	18	0	10	0	0	0/10	0	0	0	3.3	0
HEGGEN, M	19	22	3	185	9.74	33*	0	0	3	0	64	3	13	2	6.5	1/15	0	0	0	1.2	32
HEGGEN, S	39	39	6	459	13.91	67	1	0	19	0	1945	24	1015	69	14.71	5/29	1	0	0	3.1	28
HEITAL, D	13	13	1	136	11.33	39	0	0	7	0	876	33	405	27	15	5/80	1	0	0	2.8	32
HEMANA, Dean	44	47	1	662	14.39	81	2	0	18	0	764	18	429	15	28.6	3/7	0	0	0	3.4	51
HENDERSON, Craig	161	166	15	3980	26.36	197*	18	3	165	11	1518	53	755	52	14.52	6/34	1	0	0	3	29
HENDERSON, Keith	41	39	9	398	13.27	73*	2	0	13	0	3371	115	1447	94	15.39	6/13	2	0	0	2.6	36
HEWAT, J	32	35	8	333	12.33	27	0	0	5	0	54	1	32	0	0	0/32	0	0	0	3.6	0
HIGGS, A	11	6	3	7	2.33	4*	0	0	3	0	624	17	320	11	29.09	4/32	0	0	0	3.1	57
HINDS, Steve	86	81	11	1265	18.07	73	3	1	82	4	12	1	5	0	0	0/5	0	0	0	2.5	0
HODGES, Luke	21	20	1	313	16.47	68	2	0	7	0	604	28	238	13	18.31	4/3	0	0	0	2.4	46
HOLGATE, J	13	16	3	248	19.08	58	1	0	7	0	650	18	274	25	10.96	6/12	1	0	0	2.5	26
HOLLIS, Matt	101	103	12	1834	20.15	98	11	0	56	0	98	1	55	1	55	1/2	0	0	0	3.4	98
HOLT, P	1	1	0	7	7	7	0	0	1	0	0	0	0	0	0	0	0	0	0	0	0
HOUSTON, Ben	35	39	6	650	19.7	132	1	1	8	0	2075	53	1038	43	24.14	6/92	2	0	0	3	48
HOWARTH, Barry	1	1	0	7	7	7	0	0	2	0	0	0	0	0	0	0	0	0	0	0	0
HOYLE, M	6	6	0	19	3.17	10	0	0	0	0	0	0	0	0	0	0	0	0	0	0	0
HROMOW, M	66	74	15	518	8.78	58*	1	0	13	0	4978	141	1855	112	16.56	7/74	5	0	0	2.2	44

<i>Name</i>	<i>Mat</i>	<i>Inn</i>	<i>NO</i>	<i>Run</i>	<i>Bat Ave</i>	<i>HS</i>	<i>50's</i>	<i>100's</i>	<i>Cat</i>	<i>Stump</i>	<i>Balls</i>	<i>Maid</i>	<i>Runs</i>	<i>Wkts</i>	<i>Bowl</i>	<i>Best</i>	<i>5WI</i>	<i>10WI</i>	<i>10WM</i>	<i>R/O</i>	<i>S/R</i>
HUDSON, Matthew	27	26	14	39	3.25	9	0	0	8	0	1966	90	789	57	13.84	5/20	0	0	0	2.4	34
HUGHES, D	40	53	5	675	14.06	53	2	0	12	0	32	0	19	1	19	1/9	0	0	0	3.6	32
HUGHES, T	29	35	2	428	12.97	77	2	0	11	0	0	0	0	0	0		0	0	0	0	0
HULEATT, Paul	113	126	11	1981	17.23	124	7	2	44	0	1485	48	638	41	15.56	6/27	2	0	0	2.6	36
HUNTER, B	1	1	0	6	6	6	0	0	0	0	0	0	0	0	0		0	0	0	0	0
HURCUM, Leonard	4	3	0	52	17.33	45	0	0	1	0	170	9	50	5	10	3/14	0	0	0	1.8	34
HURCUM, M	6	8	1	85	12.14	24	0	0	5	0	162	5	92	5	18.4	2/28	0	0	0	3.4	32
HURST, Andrew	63	64	8	895	15.98	84*	2	0	45	19	90	5	60	1	60	1/5	0	0	0	4	90
HUSAIN, R	2	2	0	0	0	0	0	0	0	0	0	0	0	0	0		0	0	0	0	0
HUSAIN, Z	6	5	0	38	7.6	13	0	0	0	0	30	0	23	2	11.5	2/23	0	0	0	4.6	15
HUTCHINSON, Mick	26	20	4	143	8.94	33	0	0	9	0	1835	31	1064	53	20.08	5/12	1	0	0	3.5	35
IRVIN, G	12	14	1	250	19.23	72	1	0	2	0	240	0	237	5	47.4	3/33	0	0	0	5.9	48
IRVINE, Anthony	51	54	1	1510	28.49	123	6	2	22	0	83	0	60	1	60	1/15	0	0	0	4.3	83
IRWIN, L	14	18	5	71	5.46	19	0	0	7	0	0	0	0	0	0		0	0	0	0	0
JAMISON, Paul	19	16	5	118	10.73	18*	0	0	4	0	561	13	457	17	26.88	3/26	0	0	0	4.9	33
JANZEN, Nic	21	17	5	111	9.25	26	0	0	10	0	1338	23	748	33	22.67	5/44	1	0	0	3.4	41
JARMAN, G	1	1	1	6		6*	0	0	0	0	0	0	0	0	0		0	0	0	0	0
JENKINS, D	17	10	1	46	5.11	12	0	0	8	0	1049	38	468	22	21.27	5/18	1	0	0	2.7	48
JENSEN, Jason	92	61	30	303	9.77	49*	0	0	32	0	5965	272	2402	164	14.65	6/13	4	0	1	2.4	36
JENSEN, Luke	3	3	0	13	4.33	13	0	0	3	0	78	2	54	3	18	3/30	0	0	0	4.2	26
JESS, David	136	128	21	2231	20.85	104*	7	1	48	0	8236	280	3737	219	17.06	5/15	4	0	0	2.7	38
JOHNS, M	1	2	0	6	3	6	0	0	0	0	6	0	1	0	0	0/1	0	0	0	1	0
JOHNS, Richard	33	33	9	293	12.21	53	1	0	12	0	2782	65	1484	61	24.33	6/35	3	0	0	3.2	46
JOHNSON, A	2	1	0	6	6	6	0	0	0	0	0	0	0	0	0		0	0	0	0	0
JONES, Andrew	128	113	13	1533	15.33	66	6	0	25	0	9777	314	4616	233	19.81	6/37	5	0	1	2.8	42
JONES, Frank	66	72	7	1271	19.55	94*	5	0	15	0	1844	32	1051	44	23.89	5/95	3	0	0	3.4	42
JONES, Glenn	42	49	2	987	21	89	6	0	14	0	24	1	10	0	0	0/10	0	0	0	2.5	0
JONES, Jason	3	3	0	113	37.67	45	0	0	0	0	84	0	111	2	55.5	2/30	0	0	0	7.9	42
JONES, Shawn	172	182	15	2927	17.53	89	16	0	59	1	341	9	174	6	29	2/31	0	0	0	3.1	57
JORGENSEN, L	4	5	1	43	10.75	27	0	0	0	0	130	3	66	4	16.5	3/15	0	0	0	3	32
KARAD, Ashwin	15	15	2	203	15.62	62	1	0	5	0	67	3	44	1	44	1/22	0	0	0	3.9	67
KARAGIANNIS, E	7	7	3	64	16	24	0	0	1	0	162	0	112	7	16	3/14	0	0	0	4.1	23
KAREY, Brian	65	56	29	192	7.11	22	0	0	7	0	5244	198	1895	101	18.76	4/11	0	0	0	2.2	52
KEANE, J	16	15	3	283	23.58	75	3	0	2	0	938	31	392	21	18.67	4/45	0	0	0	2.5	45

<i>Name</i>	<i>Mat</i>	<i>Inn</i>	<i>NO</i>	<i>Run</i>	<i>Bat Ave</i>	<i>HS</i>	<i>50's</i>	<i>100's</i>	<i>Cat</i>	<i>Stump</i>	<i>Balls</i>	<i>Maid</i>	<i>Runs</i>	<i>Wkts</i>	<i>Bowl</i>	<i>Best</i>	<i>5WI</i>	<i>10WI</i>	<i>10WM</i>	<i>R/O</i>	<i>S/R</i>
KEEN, Toby	26	27	3	415	17.29	38	0	0	9	0	126	4	89	1	89	1/32	0	0	0	4.2	126
KEENS, Ben	188	159	30	2063	15.99	100*	7	1	37	0	14843	612	6209	349	17.79	7/25	15	0	0	2.5	43
KELAHHER, D	70	95	18	1432	18.6	70	3	0	46	0	1422	24	626	46	13.61	4/8	0	0	0	2.6	31
KELLOWAY, Sean	23	23	3	383	19.15	68	3	0	12	0	1188	38	523	24	21.79	4/11	0	0	0	2.6	50
KELLY, B	14	7	3	92	23	51*	1	0	4	0	684	24	305	19	16.05	4/24	0	0	0	2.7	36
KENNARD, David	38	27	8	196	10.32	41	0	0	13	0	2490	88	1063	70	15.19	6/51	4	0	0	2.6	36
KENNEDY, J	13	10	4	52	8.67	28*	0	0	6	0	864	34	398	28	14.21	5/13	1	0	0	2.8	31
KERR, D	58	48	11	346	9.35	33	0	0	14	0	3438	115	1668	69	24.17	5/36	1	0	0	2.9	50
KERR-STEVENSON, Andrew	15	14	3	362	32.91	93	2	0	2	0	382	9	199	14	14.21	4/20	0	0	0	3.1	27
KHAN, Terry	41	39	12	1092	40.44	105*	6	1	26	0	4145	218	1240	73	16.99	6/45	4	0	0	1.8	57
KIDD, David	149	138	50	951	10.81	41	0	0	30	0	5614	143	3232	193	16.75	6/17	4	0	0	3.5	29
KIDD, Phil	56	60	1	989	16.76	100	3	1	32	0	833	12	576	22	26.18	3/41	0	0	0	4.2	38
KIDD, Richard	131	142	11	1717	13.11	56	2	0	59	6	121	2	109	3	36.33	1/4	0	0	0	5.4	40
KIERNAN, D	35	28	9	374	19.68	73*	2	0	11	0	2899	45	1071	101	10.6	6/15	2	0	1	2.2	29
KING, D	16	19	6	167	12.85	32*	0	0	8	0	1380	60	552	29	19.03	5/35	1	0	0	2.4	48
KING, Daniel	68	73	8	1489	22.91	123	5	1	35	1	42	0	21	1	21	1/1	0	0	0	3	42
KING, Gareth	3	3	0	23	7.67	14	0	0	4	0	42	2	35	0	0	0/16	0	0	0	5	0
KING, Gerard	108	111	9	2279	22.34	102	10	1	50	0	1852	42	1029	55	18.71	7/25	2	0	0	3.3	34
KING, P	13	13	1	71	5.92	19	0	0	3	0	156	2	77	11	7	7/30	1	0	0	3	14
KING, R	11	11	2	114	12.67	37	0	0	18	8	0	0	0	0	0		0	0	0	0	0
KIRK, Bevan	10	8	5	66	22	36	0	0	2	0	444	8	217	10	21.7	3/25	0	0	0	2.9	44
KROEZEN, J	1	1	0	3	3	3	0	0	0	0	0	0	0	0	0		0	0	0	0	0
LACEY, Gary	180	166	16	1488	9.92	63	2	0	108	28	793	14	581	20	29.05	4/14	0	0	0	4.4	40
LALOR, Greg	113	96	25	477	6.72	38*	0	0	24	0	7692	262	2857	185	15.44	5/18	4	0	0	2.2	42
LAMB, Robert	11	6	3	23	7.67	10*	0	0	2	0	183	1	102	9	11.33	4/24	0	0	0	3.3	20
LAMB, Tad	15	14	1	212	16.31	39	0	0	8	0	0	0	0	0	0	0	0	0	0	0	0
LAMONT, A	27	31	2	385	13.28	58	2	0	12	0	731	7	252	13	19.38	3/34	0	0	0	2.1	56
LATTIMORE, N	40	54	7	393	8.36	35	0	0	16	0	64	1	41	1	41	1/26	0	0	0	3.8	64
LAVERS, Dominic	3	2	1	5	5	3*	0	0	0	0	209	3	112	5	22.4	2/38	0	0	0	3.2	42
LAVERY, Leigh	16	10	1	82	9.11	25	0	0	6	0	958	24	459	29	15.83	5/23	0	0	0	2.9	33
LE FEBVRE, Bob	29	32	3	538	18.55	94	1	0	10	0	2271	83	969	62	15.63	5/22	1	0	0	2.6	37
LE RICHE, Michael	56	54	16	325	8.55	30	0	0	17	0	3722	147	1481	85	17.42	6/14	5	0	0	2.4	44
LEE, Andrew	31	33	1	315	9.84	51	1	0	12	0	54	0	34	0	0	0/34	0	0	0	3.8	0
LEE, P	9	8	0	37	4.63	13	0	0	1	0	90	1	70	2	35	1/23	0	0	0	4.7	45

<i>Name</i>	<i>Mat</i>	<i>Inn</i>	<i>NO</i>	<i>Run</i>	<i>Bat Ave</i>	<i>HS</i>	<i>50's</i>	<i>100's</i>	<i>Cat</i>	<i>Stump</i>	<i>Balls</i>	<i>Maid</i>	<i>Runs</i>	<i>Wkts</i>	<i>Bowl</i>	<i>Best</i>	<i>5WI</i>	<i>10WI</i>	<i>10WM</i>	<i>R/O</i>	<i>S/R</i>
LEONARD, A	10	8	0	119	14.88	23	0	0	6	0	420	9	271	16	16.94	3/20	0	0	0	3.9	26
LESCHKE, P	12	12	0	234	19.5	57	2	0	2	0	36	2	11	0	0	0/11	0	0	0	1.8	0
LEWIS, Bob	67	70	13	1284	22.53	146*	5	1	58	4	24	0	12	0	0	0/12	0	0	0	3	0
LIETIS, Richard	25	22	5	196	11.53	35*	0	0	10	0	1206	37	647	28	23.11	5/8	1	0	0	3.2	43
LILLIPRUUN, Clinton	48	53	6	390	8.3	32	0	0	24	0	103	2	87	4	21.75	1/6	0	0	0	5.1	26
LINDENMAYER, B	36	35	6	295	10.17	28	0	0	12	0	856	8	527	31	17	5/46	1	0	0	3.7	28
LINDENMAYER, D	29	33	7	762	29.31	150	3	2	11	0	928	18	393	30	13.1	6/28	1	0	0	2.5	31
LIPPIATT, Matt	14	16	1	216	14.4	44*	0	0	3	0	0	0	0	0	0	0	0	0	0	0	0
LIPSCOMBE, H	68	49	26	78	3.39	7*	0	0	11	0	5171	91	2140	141	15.18	6/46	1	0	0	2.5	37
LITTLE, Jeremy	10	10	2	85	10.62	30*	0	0	12	3	0	0	0	0	0	0	0	0	0	0	0
LLOYD, B	73	90	12	1429	18.32	66	4	0	39	0	1600	29	640	33	19.39	4/11	0	0	0	2.4	48
LONGFIELD, Scott	46	43	3	755	18.88	80	3	0	16	0	2557	106	1120	70	16	4/9	0	0	0	2.6	37
LONIE, Roger	3	3	1	30	15	22*	0	0	1	0	218	6	96	13	7.39	10/10	0	0	1	2.6	17
LOWE, J	10	9	1	215	26.88	55	2	0	4	0	672	18	305	23	13.26	6/64	1	0	0	2.7	29
LUCAS, Matt	9	9	0	156	17.33	63	1	0	7	0	48	2	24	3	8	3/5	0	0	0	3	16
LUSTED, Peter	32	30	1	441	15.21	43	0	0	9	0	408	2	290	9	32.22	2/13	0	0	0	4.3	45
MACDONALD, Andy	106	53	22	178	5.74	23	0	0	19	0	10080	331	4192	265	15.82	7/65	6	0	0	2.5	38
MACDONALD, Darryle	184	184	25	5046	31.74	147*	26	5	63	0	12276	439	6118	322	19	6/14	10	0	0	3	38
MACDONALD, R	12	16	2	350	25	62	3	0	5	3	6	0	10	0	0	0/10	0	0	0	10	0
MACDONALD, Vaughn	57	56	2	1208	22.37	151	5	2	36	0	63	0	43	4	10.75	2/42	0	0	0	4.1	16
MACLACHLAN, P	15	16	1	57	3.8	19	0	0	2	0	1421	56	542	33	16.42	4/27	0	0	0	2.3	43
MACLEOD, Ian	48	56	3	508	9.59	21	1	0	31	2	146	7	61	2	30.5	1/4	0	0	0	2.5	73
MADDEN, D	23	21	5	143	8.94	25	0	0	7	0	120	6	63	1	63	1/6	0	0	0	3.2	120
MAGGS, Robert	24	23	7	149	9.31	26*	0	0	3	0	1143	17	878	27	32.52	7/91	1	0	0	4.6	42
MAKEHAM, Sam	1	1	0	1	1	1	0	0	0	0	0	0	0	0	0	0	0	0	0	0	0
MANSON, M	26	36	7	778	26.83	72	2	0	7	0	1980	50	477	39	12.23	5/7	3	0	0	1.5	51
MAPHAM, B	19	20	3	181	10.65	72	1	0	4	0	0	0	0	0	0		0	0	0	0	0
MARGRAIN, Paul	29	22	5	157	9.24	24*	0	0	7	0	1698	52	827	52	15.9	6/31	2	0	0	2.9	33
MAROSSOVICH, R	1	1	0	5	5	5	0	0	0	0	24	1	10	0	0	0/10	0	0	0	2.5	0
MARSHALL, D	16	13	5	119	14.88	37	0	0	6	0	979	35	459	17	27	3/20	0	0	0	2.8	58
MARSHALL, M	24	15	7	69	8.63	25*	0	0	5	0	1592	30	726	44	16.5	6/26	2	0	0	2.7	36
MARSHALL, Steve	118	128	9	2193	18.43	88*	10	0	43	3	92	4	47	3	15.67	2/2	0	0	0	3.1	31
MARTIN, Peter	18	20	1	453	23.84	55	2	0	7	0	786	27	351	18	19.5	5/32	3	0	0	2.7	44
MATHIESON, R	23	38	1	449	12.14	71	3	0	4	0	112	0	99	6	16.5	1/2	0	0	0	5.3	19

<i>Name</i>	<i>Mat</i>	<i>Inn</i>	<i>NO</i>	<i>Run</i>	<i>Bat Ave</i>	<i>HS</i>	<i>50's</i>	<i>100's</i>	<i>Cat</i>	<i>Stump</i>	<i>Balls</i>	<i>Maid</i>	<i>Runs</i>	<i>Wkts</i>	<i>Bowl</i>	<i>Best</i>	<i>5WI</i>	<i>10WI</i>	<i>10WM</i>	<i>R/O</i>	<i>S/R</i>
MATTHEWS, David	51	54	3	873	17.12	102	5	1	20	1	6	1	0	0	0	0/0	0	0	0	0	0
MATTHEWS, Steve	78	86	11	1670	22.27	122	7	1	36	0	408	5	290	18	16.11	4/24	0	0	0	4.3	23
MATTHEWS, W	24	18	6	70	5.83	9	0	0	10	0	2021	48	768	56	13.71	7/61	3	0	0	2.3	36
MCDERMOTT, Andrew (bat)	60	72	3	1320	19.13	94	5	2	27	0	282	3	205	5	41	1/0	0	0	0	4.4	56
MCDERMOTT, Andrew. L (bowl)	46	33	13	246	12.3	34	0	0	11	0	2843	85	1377	68	20.25	7/14	1	0	0	2.9	42
MCDERMOTT, Jeff	28	24	2	243	11.05	39	0	0	12	0	1726	52	756	36	21	5/39	1	0	0	2.6	48
MCDONALD, R	18	20	3	236	13.88	31	0	0	4	0	760	21	473	16	29.56	4/107	0	0	0	3.7	48
MCDONALD, Tony	68	69	14	617	11.22	64*	1	0	19	0	1614	35	1157	54	21.43	6/61	2	0	0	4.3	30
MCDOUGALL, D	2	2	1	31	31	0	0	1	0	0	24	0	16	1	16	1/16	0	0	0	4	24
McFARLAND, Brian	7	7	0	79	11.29	62	1	0	0	0	48	1	30	4	7.5	2/0	0	0	0	3.8	12
MCGANN, Alan	27	26	3	380	16.52	104*	0	1	9	0	1294	43	569	34	16.74	6/18	1	0	0	2.6	38
MCGANN, Mathew	63	51	14	349	9.43	59	1	0	19	0	4606	182	1994	121	16.48	6/23	2	0	0	2.6	38
MCINNES, Matt	84	85	10	1437	19.16	84	5	0	29	0	3246	128	1365	50	27.3	4/68	0	0	0	2.5	27
MCKENNA, Christian	22	19	4	102	6.8	18	0	0	8	0	48	2	36	1	36	1/1	0	0	0	4.5	48
MCKENZIE	12	7	1	31	5.17	9	0	0	8	0	450	10	302	12	25.17	3/25	0	0	0	4	38
MCKINNON, A	1	0	0	0	0	0	0	0	0	0	0	0	0	0	0		0	0	0	0	0
MCKINNON, Geoff	240	267	38	3327	14.53	77*	10	0	61	0	4062	151	1804	87	20.74	4/39	0	0	0	2.7	47
MCKINNON, Lachlin	48	35	9	233	8.96	31	0	0	32	0	1846	47	1112	37	30.05	3/19	0	0	0	3.6	50
MCLENNAN, I	61	81	5	1295	17.04	74	3	0	26	0	2520	60	877	72	12.18	6/17	6	0	0	2.1	35
MCLEOD, Ken	10	11	5	176	29.33	59*	1	0	1	0	1125	49	551	20	27.55	5/75	1	0	0	2.9	56
MCPHILLIPS, Simon	22	23	3	435	21.75	82	4	0	9	0	54	0	30	2	15	2/9	0	0	0	3.3	27
MEDWAY, Simon	9	9	2	23	3.29	8	0	0	3	0	12	0	41	0	0	0/41	0	0	0	20.5	0
MEEHAN, Scott	41	34	9	288	11.52	28	0	0	15	0	2669	98	1222	77	15.87	6/14	1	0	0	2.8	35
MEEK, Alastair	79	91	7	1451	17.27	70	8	0	30	0	945	37	432	17	25.41	3/18	0	0	0	2.7	56
MEHTA, Ajay	128	138	17	1564	12.93	105*	1	1	30	0	6971	264	3065	178	17.22	6/11	7	0	0	2.6	39
MEHTA, Shobhang	22	18	1	133	7.82	32	0	0	3	0	806	26	364	26	14	5/27	1	0	0	2.7	31
MERCER, J	1	2	0	9	4.5	9	0	0	0	0	30	1	25	0	0	0/25	0	0	0	5	0
METCALFE, David	52	46	16	376	12.53	34	0	0	18	1	4118	141	1827	99	18.45	5/24	2	0	0	2.7	42
MICHELLE, Sean	83	64	23	377	9.2	38*	0	0	31	0	6317	269	2607	135	19.31	5/24	2	0	0	2.5	47
MIDDLETON, Alan	18	16	5	112	10.18	19	0	0	6	0	1430	52	733	35	20.94	6/53	1	0	0	3.1	41
MIDDLETON, David	44	52	7	723	16.07	91	3	0	23	0	1424	31	911	34	26.79	3/15	0	0	0	3.8	42
MILLER, Andrew	98	97	4	1592	17.12	126	3	1	47	2	94	3	61	0	0	0/8	0	0	0	3.9	0
MILLER, Stuart	61	61	9	1465	28.17	100*	8	1	10	0	12	0	8	0	0	0/8	0	0	0	4	0
MILLS, B	3	2	1	35	35	27	0	0	0	0	174	3	66	4	16.5	3/40	0	0	0	2.3	44

<i>Name</i>	<i>Mat</i>	<i>Inn</i>	<i>NO</i>	<i>Run</i>	<i>Bat Ave</i>	<i>HS</i>	<i>50's</i>	<i>100's</i>	<i>Cat</i>	<i>Stump</i>	<i>Balls</i>	<i>Maid</i>	<i>Runs</i>	<i>Wkts</i>	<i>Bowl</i>	<i>Best</i>	<i>5WI</i>	<i>10WI</i>	<i>10WM</i>	<i>R/O</i>	<i>S/R</i>
MILLS, Michael	39	39	8	680	21.94	60*	4	0	7	0	648	15	153	4	38.25	2/36	0	0	0	1.4	162
MITCHELL, D	1	1	0	9	9	9	0	0	0	0	0	0	0	0	0		0	0	0	0	0
MITCHELL, I	10	12	0	145	12.08	32	0	0	8	0	126	0	89	1	89	1/18	0	0	0	4.2	126
MITCHELL, J	10	9	1	77	9.63	46	0	0	2	0	583	24	302	14	21.57	3/13	0	0	0	3.1	42
MITCHELL, P	51	35	17	86	4.78	15	0	0	9	0	4113	118	1515	101	15	6/31	4	0	0	2.2	41
MOLNAR, D	16	17	2	223	14.87	59	1	0	9	6	0	0	0	0	0		0	0	0	0	0
MOLONEY, P	14	14	2	223	18.58	46	0	0	3	0	0	0	0	0	0		0	0	0	0	0
MOLONEY, Tim	13	8	4	88	22	35*	0	0	4	0	626	12	376	27	13.93	7/32	1	0	0	3.6	23
MOLONY, D	11	11	0	145	13.18	40	0	0	1	0	28	1	24	3	8	1/4	0	0	0	5.1	9
MOLONY, M	18	14	3	52	4.73	19*	0	0	3	0	824	27	408	26	15.69	4/28	0	0	0	3	32
MOLONY, P	5	5	1	50	12.5	19*	0	0	4	0	0	0	0	0	0		0	0	0	0	0
MOORE, Dene	92	76	18	783	13.5	42*	0	0	44	0	12212	615	2809	314	8.95	7/17	3	0	0	1.4	39
MOORE, G	35	37	7	376	12.53	43	0	0	20	0	2163	85	954	34	28.06	4/26	0	0	0	2.7	64
MORGAN, C	51	74	5	844	12.23	61	1	0	12	1	3129	76	1265	91	13.9	6/31	3	0	0	2.4	34
MOSKWA, Lee	12	7	2	108	21.6	33	0	0	2	0	636	6	355	10	35.5	4/17	0	0	0	3.3	64
MOY, A	12	12	6	40	6.67	11*	0	0	0	0	589	24	221	11	20.09	4/12	0	0	0	2.3	54
MUNT, D	37	43	1	797	18.98	81	3	0	16	0	978	13	491	33	14.88	6/34	1	0	0	3	30
MURPHY, D	11	9	1	41	5.13	13	0	0	1	0	390	5	272	6	45.33	3/53	0	0	0	4.2	65
MURPHY, Mark	172	177	18	3051	19.19	75	11	0	59	0	1516	46	688	43	16	4/18	0	0	0	2.7	35
MURRAY, I	25	18	11	56	8	12*	0	0	6	0	36	0	66	0	0	0/66	0	0	0	11	0
MURRAY, P	58	64	2	593	9.57	56	1	0	26	0	810	19	345	24	14.38	4/18	0	0	0	2.6	34
MURRAY, R	2	2	1	48	48	48*	0	0	0	0	66	0	65	3	21.67	3/63	0	0	0	5.9	22
MURRAY, S	39	39	7	539	16.84	53	1	0	17	0	384	14	169	6	28.17	2/22	0	0	0	2.6	64
NAPPER, Kerry	16	13	6	168	24	36	0	0	2	0	714	14	445	28	15.89	6/59	2	0	0	3.7	26
NEAL, R	76	79	8	484	6.82	36	0	0	38	0	9568	219	3352	297	11.29	9/52	23	0	2	2.1	32
NEESON, P	25	26	9	460	27.06	58	1	0	8	0	672	20	386	22	17.55	4/24	0	0	0	3.5	31
NORRIS, Ken	95	104	7	2081	21.45	103	10	1	33	0	5541	229	2583	112	23.06	5/35	3	0	0	2.8	49
O'BRIEN, Phil	61	61	10	1178	23.1	103*	2	1	40	3	30	0	19	0	0	0/19	0	0	0	3.8	0
O'CONNOR, A	23	26	0	298	11.46	65	1	0	15	0	1358	35	630	31	20.32	5/31	1	0	0	2.8	44
O'CONNOR, Don	56	51	4	929	19.77	116	3	1	16	0	1249	32	948	44	21.55	5/39	1	0	0	4.6	28
O'DONNELL, T	16	11	7	43	10.75	13	0	0	7	0	543	19	239	19	12.58	5/41	1	0	0	2.6	29
O'MALLEY, Dennis	27	27	0	705	26.11	178	1	1	8	0	280	5	166	8	20.75	3/14	0	0	0	3.6	35
O'MEAGHER, Shamus	25	27	1	288	11.08	38	0	0	7	0	1162	37	589	29	20.31	6/27	1	0	0	3	40
OSBORNE, Doug	86	97	12	1609	18.93	125	4	1	32	0	40	0	55	0	0	0/55	0	0	0	8.3	0

<i>Name</i>	<i>Mat</i>	<i>Inn</i>	<i>NO</i>	<i>Run</i>	<i>Bat Ave</i>	<i>HS</i>	<i>50's</i>	<i>100's</i>	<i>Cat</i>	<i>Stump</i>	<i>Balls</i>	<i>Maid</i>	<i>Runs</i>	<i>Wkts</i>	<i>Bowl</i>	<i>Best</i>	<i>5WI</i>	<i>10WI</i>	<i>10WM</i>	<i>R/O</i>	<i>S/R</i>
OSBOURNE, Michael	10	10	0	60	6	13	0	0	1	0	432	4	276	11	25.09	5/57	1	0	0	3.8	39
O'SHEA, Matt	67	72	4	602	8.85	59	2	0	25	2	192	4	126	3	42	2/49	0	0	0	3.9	64
O'SULLIVAN, Glenn	102	114	11	1889	18.34	105*	2	1	39	0	1700	20	1070	52	20.58	6/74	2	0	0	3.8	33
OUTRAM, M	15	16	1	427	28.47	83	3	0	6	0	66	0	50	0	0	0/50	0	0	0	4.6	0
OWENS, S	3	3	1	13	6.5	5	0	0	1	0	6	0	13	0	0	0/13	0	0	0	13	0
PALOMPI, Claude	3	3	0	12	4	5	0	0	1	0	12	0	25	0	0	0/25	0	0	0	12.5	0
PANG, Swee-Tin	154	169	17	3492	22.97	174	12	2	66	0	212	7	132	3	44	2/30	0	0	0	3.7	71
PAROLIN, M	13	13	1	276	23	82*	2	0	3	0	0	0	0	0	0		0	0	0	0	0
PATTINSON, W	67	93	8	1208	14.21	91	3	0	62	4	40	0	34	1	34	1/7	0	0	0	5.1	40
PAULY, David	26	26	11	122	8.13	19	0	0	2	0	1410	55	577	32	18.03	4/52	0	0	0	2.5	44
PEACOCK, Barry	42	52	15	1282	34.65	107*	7	1	22	0	1713	59	691	70	9.87	6/24	3	0	0	2.4	24
PEACOCK, Russell	71	76	8	1032	15.18	57*	4	0	27	0	3035	110	1362	57	23.89	6/43	1	0	0	2.7	53
PEACOCK, Stuart	63	71	4	1082	16.15	90	4	0	24	0	1942	34	1183	55	21.51	7/24	2	0	1	3.7	35
PEARCE, Andrew	1	1	0	52	52	52	1	0	0	0	36	0	25	1	25	1/25	0	0	0	4.2	36
PEARCE, S	11	11	1	72	7.2	25	0	0	12	0	0	0	0	0	0		0	0	0	0	0
PEARCE, Wayne	10	10	2	197	24.63	100*	0	1	4	0	12	0	11	0	0	0/11	0	0	0	5.5	0
PENNY, Will	44	46	4	1130	26.9	143	4	3	12	0	1750	85	763	38	20.08	5/28	1	0	0	2.6	46
PEPPINK, Frank	48	42	10	252	7.88	25	0	0	16	0	3518	88	1251	105	11.91	5/19	4	0	0	2.1	34
PETERS, J	15	14	1	370	28.46	81	1	0	16	0	60	4	13	1	13	1/13	0	0	0	1.3	60
PHILIPS, Ben	55	62	2	1397	23.28	87	9	0	15	0	1251	50	593	25	23.72	4/23	0	0	0	2.8	50
PHILPOTTS, David	23	28	1	167	6.19	32	0	0	7	0	248	4	124	14	8.86	4/20	0	0	0	3	18
PIPER, David	14	14	1	243	18.69	64*	1	0	3	0	248	4	124	14	8.86	4/20	0	0	0	3	18
POIDEVIN, Anthony	2	2	0	3	1.5	2	0	0	0	0	60	2	19	0	0	0/19	0	0	0	1.9	0
POIDEVIN, D	2	2	0	0	0	0	0	0	0	0	67	4	22	4	5.5	3/22	0	0	0	2	17
PREDEEP, D	1	1	0	8	8	8	0	0	1	0	0	0	0	0	0		0	0	0	0	0
PRICE, G	11	11	0	240	21.82	86	1	0	4	0	294	9	181	6	30.17	2/0	0	0	0	3.7	49
PRICE, M	4	3	0	21	7	11	0	0	0	0	0	0	0	0	0		0	0	0	0	0
PROEBSTEL, David	31	28	5	514	22.35	104*	1	1	28	0	274	6	142	14	10.14	6/32	1	0	0	3.1	20
PURCILL, Roger	18	18	1	157	9.24	24	0	0	4	0	424	11	243	12	20.25	4/47	0	0	0	3.4	35
PURSER, Tim	57	55	6	779	15.9	63	4	0	90	9	6	1	0	0	0	0/0	0	0	0	0	0
PYKE, Donald	34	35	12	932	40.52	91*	5	0	28	0	1323	34	753	34	22.15	5/64	3	0	0	3.4	39
PYKE, James	32	31	3	676	24.14	82	4	0	16	0	756	32	318	14	22.71	4/26	0	0	0	2.5	54
PYNE, Rowan	63	64	4	1138	18.97	88	6	0	31	0	980	27	506	22	23	3/6	0	0	0	3.1	45
QUIGG, G	48	72	5	1425	21.27	162	5	3	13	0	3456	77	1205	117	10.3	7/18	6	0	0	2.1	30

<i>Name</i>	<i>Mat</i>	<i>Inn</i>	<i>NO</i>	<i>Run</i>	<i>Bat Ave</i>	<i>HS</i>	<i>50's</i>	<i>100's</i>	<i>Cat</i>	<i>Stump</i>	<i>Balls</i>	<i>Maid</i>	<i>Runs</i>	<i>Wkts</i>	<i>Bowl</i>	<i>Best</i>	<i>5WI</i>	<i>10WI</i>	<i>10WM</i>	<i>R/O</i>	<i>S/R</i>
QUINLIVAN, Darrel	27	30	3	576	21.33	101*	2	1	15	0	1231	45	528	22	24	4/16	0	0	0	2.6	56
QURESHI, A	12	12	2	242	24.2	67	2	0	2	0	564	10	306	19	16.11	6/32	1	0	0	3.3	30
RADCLIFFE, A	25	24	2	312	14.18	52	1	0	19	3	42	0	30	0	0	0/30	0	0	0	4.3	0
RAYNER, Chris	20	22	1	195	9.29	49	0	0	7	0	216	10	113	2	56.5	1/7	0	0	0	3.1	108
REARDON, C	15	6	3	75	25	26	0	0	13	5	0	0	0	0	0		0	0	0	0	0
REED, D	51	64	12	755	14.52	70	2	0	19	0	1008	9	613	39	15.72	4/16	0	0	0	3.7	26
REED, J	30	39	6	365	11.06	49*	0	0	17	0	110	1	71	1	71	1/36	0	0	0	3.9	110
REED, P	41	52	1	720	14.12	94	3	0	13	2	0	0	0	0	0		0	0	0	0	0
REESON, Ron	38	48	3	459	10.2	47	0	0	11	0	3115	152	1055	91	11.59	7/17	2	0	0	2	34
REICH, R	11	12	0	145	12.08	33	0	0	2	0	396	0	228	12	19	4/22	0	0	0	3.5	33
REZO, V	30	28	10	250	13.89	45	0	0	8	0	1593	53	686	27	25.41	4/7	0	0	0	2.6	59
RICHARDS, Darren	111	116	13	2874	27.9	182	12	3	47	0	1346	43	647	26	24.88	3/12	0	0	0	2.9	52
RICHARDS, K	1	1	0	6	6	6	0	0	0	0	18	0	21	0	0	0/21	0	0	0	7	0
ROBERTS, David	44	45	3	952	22.67	123	3	1	17	0	1003	25	601	22	27.32	5/22	1	0	0	3.6	46
ROBERTS, G	14	16	2	312	22.29	53	1	0	5	0	0	0	0	0	0		0	0	0	0	0
ROBERTS, Paul	91	86	38	290	6.04	18*	0	0	15	1	7959	300	3284	156	21.05	8/67	6	0	1	2.5	51
ROBERTSON, Bruce	39	37	7	597	19.9	56*	2	0	16	0	276	3	158	14	11.29	3/9	0	0	0	3.4	20
ROBINSON, Michael	43	47	0	1209	25.72	79	5	0	78	6	0	0	0	0	0		0	0	0	0	0
ROE, A	1	1	0	0	0	0	0	0	0	0	22	0	12	1	12	1/12	0	0	0	3.3	22
ROGERS, John	29	30	3	681	25.22	115	3	1	6	0	193	5	100	4	25	1/4	0	0	0	3.1	48
ROGERS, Russell	117	116	1	2594	22.56	92	16	0	66	0	17	1	31	2	15.5	1/2	0	0	0	10.9	9
ROME, T	16	14	0	129	9.21	27	0	0	10	3	345	10	200	4	50	1/11	0	0	0	3.5	86
RONALD, Jamie	50	57	9	934	19.46	69*	4	0	16	0	162	6	87	4	21.75	2/17	0	0	0	3.2	40
ROONEY, S	1	2	0	0	0	0	0	0	0	0	0	0	0	0	0	0	0	0	0	0	0
ROSS, Keith	43	32	9	206	8.96	30	0	0	14	0	3846	220	1255	91	13.79	6/17	3	0	0	2	42
ROWE, Col	124	128	15	2056	18.19	84*	7	0	202	37	424	10	156	5	31.2	1/6	0	0	0	2.2	85
ROXBURGH, Ian	37	49	4	672	14.93	73	2	0	8	0	40	0	20	1	20	1/2	0	0	0	3	40
RUSSELL, Mark	13	10	5	37	7.4	9*	0	0	3	0	264	5	181	7	25.86	3/14	0	0	0	4.1	38
RYAN, J	3	5	0	27	5.4	14	0	0	2	0	0	0	0	0	0	0	0	0	0	0	0
SAATHIBEL, A	15	13	0	76	5.85	25	0	0	1	0	330	0	341	8	42.63	2/41	0	0	0	6.2	41
SAINSBERY, M	6	3	1	36	18	20	0	0	0	0	60	2	43	2	21.5	1/22	0	0	0	4.3	30
SAINSBURY, Matt	83	89	9	1229	15.36	66	2	0	38	2	138	5	75	3	25	1/0	0	0	0	3.3	46
SAMARCQ, R	31	35	1	436	12.82	72	3	0	14	0	0	0	0	0	0		0	0	0	0	0
SATTTLER, Clinton	33	32	2	299	9.97	40*	0	0	22	2	132	4	92	3	30.67	2/30	0	0	0	4.2	44

<i>Name</i>	<i>Mat</i>	<i>Inn</i>	<i>NO</i>	<i>Run</i>	<i>Bat Ave</i>	<i>HS</i>	<i>50's</i>	<i>100's</i>	<i>Cat</i>	<i>Stump</i>	<i>Balls</i>	<i>Maid</i>	<i>Runs</i>	<i>Wkts</i>	<i>Bowl</i>	<i>Best</i>	<i>5WI</i>	<i>10WI</i>	<i>10WM</i>	<i>R/O</i>	<i>S/R</i>
SATTLER, Daniel	21	13	5	41	5.13	15	0	0	5	0	921	22	524	25	20.96	5/20	1	0	0	3.4	37
SCASCIGHINI, Jack	65	59	4	1225	22.27	88	6	0	22	0	1874	36	1059	62	17.08	4/28	0	0	0	3.4	30
SCHARF, Michael	25	28	2	425	16.35	84*	1	0	6	0	6	0	12	0	0	0/12	0	0	0	12	0
SCHOLTENS, James	40	39	7	276	8.63	29	0	0	4	0	2492	91	1068	75	14.24	5/28	1	0	0	2.6	33
SCHOLTENS, Matt	28	25	0	427	17.08	58	2	0	11	0	1001	17	639	27	23.67	4/32	0	0	0	3.8	37
SCHUBERT, V P	21	21	6	202	13.47	38	0	0	4	0	1530	58	661	36	18.36	7/30	1	0	0	2.6	43
SCOTT, David	56	53	9	703	15.98	54	1	0	35	0	744	22	402	29	13.86	5/62	1	0	0	3.2	26
SCOTT, Rob	98	87	25	878	14.16	82	3	0	52	0	7238	317	2693	178	15.13	7/15	8	0	0	2.2	41
SEGROTT, J	13	17	1	83	5.19	21	0	0	4	0	6	0	6	0	0	0/6	0	0	0	6	0
SEGROTT, Paul	54	61	11	343	6.86	33	0	0	18	1	1950	62	936	49	19.1	5/27	1	0	0	2.9	40
SEIVL, B	22	21	2	403	21.21	78	3	0	10	0	6	0	5	1	5	1/5	0	0	0	5	6
SELL, Andrew	6	6	2	26	6.5	11*	0	0	2	0	120	1	113	2	56.5	1/35	0	0	0	5.7	60
SELMAN, C	25	26	9	194	11.41	22*	0	0	10	0	1562	47	603	37	16.3	5/28	1	0	0	2.3	42
SELMES, Craig	1	1	0	2	2	2	0	0	0	0	0	0	0	0	0	0	0	0	0	0	0
SELMES, Ryan	34	33	7	290	11.15	37	0	0	20	0	1523	36	768	47	16.34	4/25	0	0	0	3	32
SHANNON, Corey	25	27	1	331	12.73	33*	0	0	8	0	462	7	332	12	27.67	3/45	0	0	0	4.3	39
SHANNON, M	14	14	2	315	26.25	137	1	1	5	0	1152	37	502	32	15.69	5/12	3	0	0	2.6	36
SHAW, Ian	58	72	7	951	14.63	96*	2	0	20	1	27	0	29	1	29	1/6	0	0	0	6.4	27
SHEA, Peter	72	62	14	791	16.48	65	1	0	32	0	6614	230	3200	153	20.92	6/43	6	0	0	2.9	43
SHEPHERD, John	73	74	7	1066	15.91	60	3	0	70	10	36	0	12	0	0	0/12	0	0	0	2	0
SHORT, Jim	24	23	5	204	11.33	60	1	0	16	0	6	0	3	0	0	0/3	0	0	0	3	0
SHORT, M	11	9	1	66	8.25	41	0	0	3	1	6	0	2	1	2	1/2	0	0	0	2	6
SHOULDER, Jim	14	9	0	48	5.33	15	0	0	1	0	336	7	159	8	19.88	2/2	0	0	0	2.8	42
SIGLEY, G	21	24	3	445	21.19	100*	1	1	5	0	108	2	59	1	59	1/38	0	0	0	3.3	108
SIMOTAS, William	63	70	2	1382	20.32	104	9	1	22	0	31	0	9	2	4.5	1/0	0	0	0	1.7	16
SINGH, Raj	6	6	0	124	20.67	52	1	0	0	0	0	0	0	0	0	0	0	0	0	0	0
SINGH, Sattish	5	5	0	55	11	20	0	0	2	0	24	0	41	0	0	0/41	0	0	0	10.3	0
SINGH, Sumesh	1	1	0	25	25	25	0	0	0	0	0	0	0	0	0	0	0	0	0	0	0
SLOANE, Geoff	65	68	7	1275	20.9	82*	8	0	27	0	4227	223	1486	131	11.34	5/4	2	0	0	2.1	32
SMALL, David	32	39	3	553	15.36	88*	2	0	13	5	450	13	211	8	26.38	4/32	0	0	0	2.8	56
SMEDLEY, Justin	11	8	2	50	8.33	18	0	0	4	0	1014	50	334	13	25.69	7/64	1	0	0	2	78
SMETHURST, Grant	67	59	21	473	12.45	43	0	0	36	0	5147	228	2009	96	20.93	6/18	1	0	1	2.3	54
SMITH, B	11	10	2	35	4.38	22	0	0	0	0	480	9	315	8	39.38	3/35	0	0	0	3.9	60
SMITH, E	24	24	1	290	12.61	37	0	0	9	2	162	1	126	4	31.5	2/8	0	0	0	4.7	41

<i>Name</i>	<i>Mat</i>	<i>Inn</i>	<i>NO</i>	<i>Run</i>	<i>Bat Ave</i>	<i>HS</i>	<i>50's</i>	<i>100's</i>	<i>Cat</i>	<i>Stump</i>	<i>Balls</i>	<i>Maid</i>	<i>Runs</i>	<i>Wkts</i>	<i>Bowl</i>	<i>Best</i>	<i>5WI</i>	<i>10WI</i>	<i>10WM</i>	<i>R/O</i>	<i>S/R</i>
SMITH, Glen	35	27	12	178	11.87	45*	0	0	5	0	1866	62	915	52	17.6	4/2	0	0	0	2.9	36
SMITH, S	29	28	1	512	18.96	62	2	0	8	0	624	11	322	15	21.47	5/65	1	0	0	3.1	42
SMITH, Sid	114	140	7	3218	24.2	100*	16	1	53	0	320	4	192	8	24	1/6	0	0	0	3.6	40
SNOWDEN, Pete	10	6	0	47	7.83	21	0	0	1	0	396	12	207	9	23	3/11	0	0	0	3.1	44
SOOD, R	15	14	0	168	12	44	0	0	12	0	74	1	36	3	12	3/18	0	0	0	2.9	25
SOUTER, A	11	9	1	64	8	17	0	0	1	0	638	18	337	15	22.47	3/48	0	0	0	3.2	43
SQUIRES, G	21	23	6	262	15.41	45*	0	0	3	0	378	9	245	5	49	3/55	0	0	0	3.9	76
STANWIX, J	14	17	5	152	12.67	49	0	0	14	2	0	0	0	0	0		0	0	0	0	0
STEWART, P	9	10	1	215	23.89	62*	1	0	4	0	12	0	15	0	0	0/15	0	0	0	7.5	0
STONE, A	11	11	2	90	10	34	0	0	5	0	744	17	364	24	15.17	4/16	0	0	0	2.9	31
STROUD, Anthony	36	32	4	90	3.21	13	0	0	10	0	1620	20	1064	49	21.71	4/35	0	0	0	3.9	33
STUBBS, Anthony	10	11	0	19	1.73	6	0	0	1	0	90	0	73	1	73	1/17	0	0	0	4.9	90
SURENDRA, Theva	24	19	7	64	5.33	18*	0	0	2	0	942	21	501	30	16.7	7/23	1	0	0	3.2	31
SWANSON, Doug	41	33	6	298	11.04	110	0	1	6	0	2704	78	1275	54	23.61	5/25	1	0	0	2.8	50
SWIFT, Owen	11	13	0	336	25.85	67	3	0	1	0	432	15	216	12	18	5/37	1	0	0	3	36
SYMONDS, Mike	4	4	1	19	6.33	14	0	0	0	0	186	5	99	4	24.75	3/26	0	0	0	3.2	46
TATTERSALL, A	1	1	0	5	5	5	0	0	1	0	33	0	42	1	42	1/42	0	0	0	7.6	33
TAYLOR, John	28	29	7	351	15.95	44	0	0	13	0	1255	51	577	30	19.23	4/16	0	0	0	2.8	42
TAYLOR, Nick	41	51	4	518	11.02	50*	1	0	16	0	348	10	138	8	17.25	2/16	0	0	0	2.4	44
TAYLOR, S	1	1	0	2	2	2	0	0	0	0	0	0	0	0	0		0	0	0	0	0
TAYLOR, Steve	26	27	2	488	19.52	78	3	0	19	1	72	3	31	0	0	0/31	0	0	0	2.6	0
THIEL-PAUL, Rob	34	35	11	454	18.92	60	1	0	10	0	2920	122	1350	62	21.77	5/48	2	0	0	2.8	47
THOMAS, Andrew	28	42	7	604	17.26	68	1	0	2	0	392	6	145	10	14.5	3/14	0	0	0	2.2	39
THOMAS, Mark	22	20	6	219	15.64	39	0	0	4	0	877	34	367	16	22.94	4/30	0	0	0	2.5	55
THOMAS, P	16	20	6	284	20.29	53	1	0	4	0	992	33	326	23	14.17	5/13	1	0	0	2	43
THOMASON, Andrew	14	13	4	220	24.44	74*	1	0	8	0	192	10	58	6	9.67	6/39	1	0	0	1.8	32
THORNBERRY, J	14	15	0	249	16.6	42	0	0	2	1	45	2	18	0	0	0/18	0	0	0	2.4	0
THORNTON, David	118	91	28	682	10.83	33	0	0	26	0	13834	680	4954	292	16.97	7/54	14	0	0	2.2	47
THORNTON, Wayne	18	21	3	333	18.5	66	1	0	5	0	216	6	106	7	15.14	4/24	0	0	0	2.9	31
TOOMEY, Richard	40	28	11	56	3.29	12	0	0	11	0	2912	105	1326	79	16.78	7/10	5	0	1	2.7	37
TREACY, M	28	29	0	292	10.07	29	0	0	5	0	508	20	266	10	26.6	3/8	0	0	0	3.1	51
TRELOAR, M	37	45	4	412	10.05	36	0	0	7	0	82	0	39	1	39	1/0	0	0	0	2.9	82
TROWELL, S	24	25	0	354	14.16	70	2	0	14	0	0	0	0	0	0		0	0	0	0	0
TULLY, C	15	13	2	61	5.55	18	0	0	4	0	528	8	334	10	33.4	3/28	0	0	0	3.8	53

<i>Name</i>	<i>Mat</i>	<i>Inn</i>	<i>NO</i>	<i>Run</i>	<i>Bat Ave</i>	<i>HS</i>	<i>50's</i>	<i>100's</i>	<i>Cat</i>	<i>Stump</i>	<i>Balls</i>	<i>Maid</i>	<i>Runs</i>	<i>Wkts</i>	<i>Bowl</i>	<i>Best</i>	<i>5WI</i>	<i>10WI</i>	<i>10WM</i>	<i>R/O</i>	<i>S/R</i>
TULLY, Jamie	10	9	0	132	14.67	34	0	0	4	0	276	6	214	2	107	1/52	0	0	0	4.7	138
TULLY, Lawson	40	38	2	478	13.28	45	0	0	8	0	1267	27	965	37	26.08	5/30	1	0	0	4.6	34
TYSON, S	1	1	0	91	91	91	1	0	1	0	42	0	35	2	17.5	2/35	0	0	0	5	21
USTICK, Simon	14	16	2	300	21.43	54	1	0	5	1	36	0	45	2	22.5	2/45	0	0	0	7.5	18
VALERIUS, Mark	10	9	3	29	4.83	12	0	0	2	0	846	23	428	20	21.4	4/60	0	0	0	3	42
VAN AALST, Robbie	23	15	3	44	3.67	11	0	0	6	0	1435	51	919	38	24.18	3/11	0	0	0	3.8	38
VEITCH, Matt	43	50	3	567	12.06	53	1	0	7	0	504	9	314	15	20.93	4/17	0	0	0	3.7	34
VINALL, C	2	2	0	14	7	7	0	0	0	0	24	0	27	0	0	0/27	0	0	0	6.8	0
VOROS, Jason	62	47	18	341	11.76	51*	1	0	23	0	5977	263	2409	168	14.34	8/56	6	0	1	2.4	36
WALKER, Rob	12	10	0	125	12.5	41	0	0	3	0	816	37	324	24	13.5	4/20	0	0	0	2.4	34
WALKER, T	1	2	0	3	1.5	3	0	0	0	0	0	0	0	0	0		0	0	0	0	0
WALL, Andrew	1	1	0	31	31	31	0	0	0	0	42	0	31	1	31	1/31	0	0	0	4.4	42
WALL, G	45	44	2	1127	26.83	117	8	1	71	5	0	0	0	0	0		0	0	0	0	0
WALLACE, Scott	26	32	2	358	11.93	44	0	0	20	0	1099	34	423	34	12.44	8/89	1	0	0	2.3	32
WALLACE, W	27	25	2	488	21.22	67	2	0	14	0	417	16	182	23	7.91	4/13	0	0	0	2.6	18
WALSH, R	13	16	4	70	5.83	22*	0	0	4	0	396	12	194	6	32.33	2/11	0	0	0	2.9	66
WARD, Nathan	32	26	9	162	9.53	28	0	0	4	0	3521	120	1534	85	18.05	6/81	8	0	1	2.6	41
WARING, T	1	1	0	1	1	1	0	0	1	0	0	0	0	0	0		0	0	0	0	0
WAY, Ben	3	4	0	53	13.25	34	0	0	1	0	0	0	0	0	0	0	0	0	0	0	0
WEBSTER, Nigel	49	53	1	941	18.1	123	2	1	23	0	9	0	14	0	0	0/14	0	0	0	9.3	0
WEEKS, A	1	1	0	0	0	0	0	0	0	0	0	0	0	0	0		0	0	0	0	0
WELLER, G	15	11	2	63	7	18*	0	0	1	0	573	25	173	23	7.52	4/12	0	0	0	1.8	25
WELLS, William	12	21	0	100	4.76	16	0	0	2	0	6	1	0	0	0	0/0	0	0	0	0	0
WESTON, Ashley	103	112	1	2415	21.76	102*	13	1	40	0	60	2	45	1	45	1/7	0	0	0	4.5	60
WHEATLEY, Matthew	108	115	10	1886	17.96	100	6	1	32	0	492	11	381	13	29.31	3/9	0	0	0	4.6	38
WHITE, D	26	24	3	138	6.57	24	0	0	6	0	168	1	122	3	40.67	1/8	0	0	0	4.4	56
WHITE, Stewart	146	157	6	2947	19.52	156	12	1	59	0	1543	37	807	39	20.69	6/106	2	0	0	3.1	40
WHITECHURCH, Mark	29	30	4	474	18.23	74	3	0	5	0	1638	64	757	42	18.02	4/15	0	0	0	2.8	39
WHITELUM, Damien	74	68	10	933	16.09	67	4	0	24	0	4882	162	2253	119	18.93	7/21	4	0	0	2.8	41
WHITTAKER, G	2	3	0	42	14	24	0	0	0	0	180	8	73	10	7.3	8/32	1	0	0	2.4	18
WIDDUP, Peter	92	98	5	2294	24.67	127*	12	3	81	3	176	5	71	5	14.2	1/0	0	0	0	2.4	35
WILLETT, Bruce	119	135	24	2289	20.62	115	9	2	112	12	84	5	28	2	14	1/0	0	0	0	2	42
WILLETT, E	62	80	11	811	11.75	56	2	0	24	0	320	12	113	9	12.56	3/18	0	0	0	2.1	36
WILLIAMS, Tony	81	69	18	429	8.41	35	0	0	34	0	5346	191	2430	142	17.11	7/29	7	0	1	2.7	38

<i>Name</i>	<i>Mat</i>	<i>Inn</i>	<i>NO</i>	<i>Run</i>	<i>Bat Ave</i>	<i>HS</i>	<i>50's</i>	<i>100's</i>	<i>Cat</i>	<i>Stump</i>	<i>Balls</i>	<i>Maid</i>	<i>Runs</i>	<i>Wkts</i>	<i>Bowl</i>	<i>Best</i>	<i>5WI</i>	<i>10WI</i>	<i>10WM</i>	<i>R/O</i>	<i>S/R</i>
WILLIAMSON, D	14	14	3	133	12.09	42	0	0	8	0	12	0	16	0	0	0/16	0	0	0	8	0
WILSON, Andrew	55	60	7	1222	23.06	87	8	0	9	0	1649	35	856	29	29.52	4/27	0	0	0	3.1	57
WILSON, B	11	9	2	178	25.43	82	1	0	3	0	451	4	292	10	29.2	2/35	0	0	0	3.9	45
WILSON, G	23	26	6	372	18.6	78*	2	0	11	0	32	0	13	0	0	0/13	0	0	0	2.4	0
WILSON, M	48	39	12	71	2.63	9	0	0	23	0	2862	61	1242	89	13.96	5/19	3	0	0	2.6	32
WILSON, Ollie	14	9	4	17	3.4	10	0	0	4	0	615	14	344	16	21.5	4/38	0	0	0	3.4	38
WINTER, Ron	105	128	9	2114	17.76	97*	6	0	76	0	6393	143	2635	177	14.89	7/61	9	0	0	2.5	36
WITHERIDGE, W	12	14	2	55	4.58	18	0	0	3	0	0	0	0	0	0	0	0	0	0	0	0
WONG, D	4	3	1	19	9.5	12*	0	0	2	0	144	2	76	3	25.33	2/26	0	0	0	3.2	48
WOOD, Shane	1	1	0	1	1	1	0	0	0	0	12	0	14	0	0	0/14	0	0	0	7	0
WOODWARD, Ian	41	45	4	562	13.71	104	3	1	10	0	273	2	157	10	15.7	4/28	0	0	0	3.5	27
WOOLFELD, M	25	16	6	36	3.6	10*	0	0	6	0	1579	65	678	28	24.21	3/13	0	0	0	2.6	56
WOOTTEN, Matt	56	50	7	664	15.44	61	3	0	15	0	2802	79	1340	80	16.75	5/21	3	0	0	2.9	35
WRAY, Geoff	64	68	1	1224	18.27	98	4	0	64	6	24	1	6	0	0	0/6	0	0	0	1.5	0
WYCHE, G	22	20	5	326	21.73	85*	3	0	8	0	6	0	15	0	0	0/15	0	0	0	15	0
WYCHE, Leo	23	9	2	65	9.29	24	0	0	4	0	270	5	157	11	14.27	4/11	0	0	0	3.5	25
WYCHE, Peter	94	92	10	1287	15.7	73	5	0	60	4	48	0	51	0	0	1/22	0	0	0	6.4	0
WYCHE, Richard	63	66	5	895	14.67	68	2	0	34	2	120	6	82	1	82	1/13	0	0	0	4.1	120
YOUNG, A	14	13	1	131	10.92	41	0	0	7	0	277	7	141	10	14.1	6/52	1	0	0	3.1	28
YOUNG, G	24	33	1	545	17.03	58	2	0	6	0	24	0	18	0	0	0/18	0	0	0	4.5	0
YOUNG, Matt	24	18	4	154	11	39*	0	0	4	0	1902	78	764	42	18.19	5/15	3	0	0	2.4	45
YOUNG, Simon	51	53	5	1048	21.83	100	3	1	28	0	256	5	166	8	20.75	3/30	0	0	0	3.9	32
ZAIDI, Raza	11	9	2	48	6.86	18	0	0	2	0	768	21	406	21	19.33	3/25	0	0	0	3.2	37
ZUCKERMAN, M	2	1	0	14	14	14	0	0	0	0	42	4	5	3	1.67	3/5	0	0	0	0.7	14

<p style="text-align: center;">WESTERN DISTRICT CRICKET CLUB INCORPORATED CLUB MEMBERSHIP 2003 – 2004</p>
--

LIFE MEMBERS

Besomo, G	Brady, M	Clark, J	Garrity, G P
Gelding, G W	Hall, B	Hedde, A	Macdonald, D
Matthews, D	Norris, K	Rogers, R	Wheeler, E

MEN

Allison, A	Dhillon, T	Jones, S	Richards, K
Allison, B	Ellis, S	Jorgenson, L	Roberts, D
Appledorf, A	Ennis, M	Karagiannis, E	Rogers, J
Bailey, T	Field, S	Keens, B	Ronald, J
Bartle, S	Fuller, J	Kidd, D	Scascighini, J
Bell, N	Funnell, L	Kidd, R	Selmes, R
Biernat, M	Goddard, P	King, D	Sergrott, P
Bolton, S	Gough, J	King, G	Singh, R
Boothroyde, M	Grayling	Lacey, G	Smith, G
Boyle, J	Greatz, N	Lamb, T	Sood, R
Brady, M	Greaves, A	Lillepruun, C	Surendra, T
Brady, N	Greeves, N	Macdonald, D	Ustick, S
Broers, M	Grocott, B	Maggs, R	Van Aalst, R
Butler, N	Hackett, A	Makeham, S	Veitch, M
Callaghan, D	Hall, A	McDermott, A	Wheatley, M
Campbell, S	Hall, M	McFarland, B	Whitelum, D
Chamberlain, M	Hall, R	McGann, A	Widdup, P
Clark, J	Harrison, J	McGann, M	Witheridge, W
Coddington, A	Hatton, M	McKenna, C	Young, A
Colebatch, T	Hinds, S	McKinnon, G	Zuckerman, M
Cook, G	Huleatt, P	Mehta, S	
Copeland, A	Hutchinson, M	Miller, A	
Cosgrave, M	Janzen, N	Phillips, B	
Death, G	Jess, D	Purser, T	
Death, N	Jones, A	Richards, D	



WESTERN DISTRICT RUGBY UNION CLUB

Catchpole Street Macquarie ACT

Ph: 6251 2255

club@westsrugby.com.au

www.westsrugby.com.au

Proud Sponsors of Wests Cricket

Wests Bistro

Enjoy the friendly atmosphere of Wests Bistro
Open 7 days a week for lunch and dinner

Members Meals

Available for Lunch and Dinner
Monday, Tuesday and Wednesday
From \$7.50

Pasta Night

Every Thursday Night
Choose from our delicious selection of pastas
For only \$5 per main size bowl



Friday Fish n Chips

Every Friday Night for only \$5 per person

Tradional baked Pizza

Freshly baked on the premises



**Along with our popular regular menu with a large
selection of blackboard specials**