

**WESTERN DISTRICT
CRICKET CLUB
INCORPORATED**



**THIRTY SECOND
ANNUAL REPORT
SEASON 2000/2001**

M. G. G. G. G.

- PLAYER CODE OF CONDUCT -

WESTERN DISTRICT CRICKET CLUB

Responsibilities of Western District Cricket Club Members

In addition to the requirements to pay fees on time, membership of the Western District Cricket Club carries with it other responsibilities.

We will be expected to exhibit behaviour of an exemplary standard at all times where we are identified as a member. The most obvious occasions are on the playing field where acceptance of umpires' decisions, without dissent, is essential and unseemly conduct is not permitted. There are other occasions, however, such as socials, gatherings at the Rugby Club, as a spectator at matches involving the Club and at meetings, where you will be identified as a member of the Club and behavioural and dress standards will be upheld. The Club has the right to enforce penalties where there are proven breaches of reasonable conduct in these matters.

As a player, we should endeavour to be available for all matches as membership carries with it a commitment to the Club. Part of that commitment includes working cooperatively with the captain, team members and officials to ensure your side achieves its optimum performance.

While there is no compulsion for individuals to undertake administrative duties, members should be aware that the workload in conducting all aspects of the Club's activities is considerable and should not be left to a select few. Our contribution to assist in making the Club work harmoniously and efficiently is encouraged.

WESTS RUGBY CLUB

Catchpole Street, Macquarie ACT
Phone (02) 62512255 F (02) 62515423

PROUD SPONSORS OF WEST CRICKET CLUB

**WHY NOT ENJOY ALL THE BENEFITS THAT BEING A
MEMBER OF WESTS OFFERS YOU!**

CATCHPOLES AWARD WINNING BISTRO

**WITH GREAT \$6 MEMBERS MEAL DEALS MON-WED
LUNCH & DINNER**

A FRIENDLY FAMILY ENVIRONMENT

ENJOY OUR KIDS ACTIVITIES THURS-SAT 6PM TO 9PM

THE WIDEST RANGE OF RAFFLES AND PROMOTIONS

GREAT CLUB PRICES

A STATE OF THE ART SPORTSBAR

16 TV'S, READ RATINGS & THE LATEST ACTTAB FACILITIES

140 OF THE LATEST GAMING MACHINES

WITH A GREAT REWARDS SYSTEMS AND GIVEAWAYS

**THE MOST FLEXIBLE FUNCTION FACILITY
IN BELCONNEN**

6 FUNCTION ROOMS AND FREE MEMBERS HIRE AVAILABLE

**YOU'LL FIND WHAT YOU'RE LOOKING FOR AT WESTS
MORE THAN JUST A CLUB**

FOR THE INFORMATION OF MEMBERS AND GUEST

STILL TRADING 24 HOURS STRONG

<p style="text-align: center;">WESTERN DISTRICT CRICKET CLUB INCORPORATED ANNUAL REPORT 2000 - 2001 TABLE OF CONTENTS</p>

	Page
OFFICE BEARERS	2 - 3
PRESIDENT'S REPORT	4 - 8
Life Membership Nominations	
Australian Sports Medal	
MANAGEMENT COMMITTEE'S REPORT	9 - 11
A.C.T CRICKET ASSOCIATION AWARDS	12 - 13
TROPHY WINNERS	14
MEN'S	
First Grade Report	16 - 20
Second Grade Report	21 - 24
Third Grade Report	25 - 30
Fourth Grade Report	31 - 36
Fifth Grade Report	37 - 40
Sixth Grade (City & Suburban) Report	41
WOMEN'S REPORT AND STATISTICS	43 - 49
VETERANS' REPORT	50 - 51
JUNIORS' REPORT	52 - 54
HONORARY TREASURER'S REPORT AND FINANCIAL STATEMENTS	55 - 64
CLUB HISTORY	
Club Perpetual Awards	66
Club Records - All Years	67 - 70
Previous Office Bearers	71
CAREER STATISTICS (MEN'S)	72 - 85
CAREER STATISTICS (WOMEN'S)	86 - 89
CLUB MEMBERSHIP	90

<p style="text-align: center;">WESTERN DISTRICT CRICKET CLUB INCORPORATED OFFICE BEARERS 2000 - 2001</p>

LIFE MEMBERS

Mick Brady	Jeff Clark
Gerald Garrity	Geoff Gelding
Brian Hall	Darryle Macdonald
David Matthews	Russell Rogers
Eddie Wheeler	

PATRONS

The Honourable Bob McMullan MP
 Mr Bill Stefaniak MLA

PRESIDENT

Gerald Garrity

SENIOR VICE-PRESIDENT

Darryle Macdonald

HONORARY SECRETARY

Chris Evans

HONORARY TREASURER

Marcus Cosgrave

DIRECTORS

VICE-PRESIDENT, WOMEN'S

Ashley Heddle

**PLAYERS' MANAGEMENT
AND DEVELOPMENT**

Mark Hatton

SOCIAL & PROMOTION

James Harrison

**GROUND'S & EQUIPMENT
MANAGEMENT**

Ben Keens

**PRESIDENT, EVATT/
WESTERN DISTRICT
JUNIOR CRICKET CLUB**

Hilary Brettell

OTHER

A.C.T.C.A DELEGATES

Gerald Garrity
 Mick Brady

AUDITOR

Shane Bellchambers (Walter and Turnbull)

TEAM CAPTAINS

FIRST GRADE	Mark Hatton
SECOND GRADE	Jacob Boyle
THIRD GRADE	David Jess
FOURTH GRADE	Jon Fuller
FIFTH GRADE	Ajay Mehta, Andrew Miller
SIXTH GRADE	Steve Boulton
WOMEN'S	Sarah-Jane Moore

SELECTORS

CLUB SELECTORS	Selectors for each Grade consist of the Captain and vice-captain of the relevant Grade and the Captain of the next lower Grade.
CONVENOR OF SELECTORS	Ajay Mehta

WESTERN DISTRICT CRICKET CLUB INCORPORATED
PRESIDENT'S REPORT
2000 - 2001

The Club's Women's team won its eighth successive premiership, being undefeated in the 2000-2001 season. Too often when a team follows a successful premiership path year-after-year, there can be a tendency to take that side for granted. Should that be the case with the Club's Women's team, then it is timely that we highlight their performances over the years.

The side has been premiers in 15 of the 21 competitions in which it has competed, including 14 of the last 15. These results are truly remarkable and we congratulate everyone concerned on that imposing record. Naturally, there has been quite a turnover of players over the 21 seasons but despite this, the Club has proved, season-after-season, it can still produce the best side. In the 1980s, one of the Club's players, Glenda Hall, represented Australia, touring India and New Zealand.

We should not assume the side will win in 2001-2002 - it may well do so - and if it does, then it will be the same as in other years in that, in the season in question, they will have to establish themselves as the best in the A.C.T. Congratulations to all those associated with the Women's side over the years - their efforts are outstanding.

A bright spot on the Club's horizon is the use of Jamison Oval for cricket. While the Oval may be the subject of a lease with the Western District Rugby Union Club Inc., with whom we have a close association, it will be available for cricket matches probably from November. It is anticipated that the first cricket match on the oval will be played before Christmas 2001. Whereas the pitches at Kaleen and Aranda Ovals have never been in the top bracket, it is expected that the playing surface at Jamison Oval will be of such a standard as to attract cricketers to our Club. Training will continue at Aranda Oval.

During the season, there appeared to be a more harmonious relationship between our Club and Evatt/Western District Juniors. Frequent meetings were held and several members took the time to assist the development of junior cricketers. It is anticipated that, in future, even stronger ties will emerge and these will be to the ultimate benefit of cricket in the district.

It would be remiss of me if I did not draw to the attention of members the fact that the Club's 5th Grade side forfeited the last match of the men's season - a game which coincided with the Canberra Day holiday weekend. This would have to be one of the blackest days in the Club's history. A repetition in the years ahead would call into question our justification in competing in the A.C.T Cricket Association Competition.

While it may be that work commitments were a cause of the absence of one or two players on that occasion, there is little doubt that some members forgot their responsibility to the Club and the commitment made when accepting membership. How else can one explain that, whereas we fielded six men's teams during the season, on the occasion of a long weekend we couldn't manage five sides?

Members need to be constantly reminded of the need for greater assistance in the conduct of the Club's affairs. Too few members contribute in this regard and what is asked of each member is "Are you willing to devote two or three hours each month to assist in the numerous activities that are so necessary in the administration of the Club?". A handful of members are trying to do too much and the efforts of our volunteers are stretched. At all levels - men's, women's and juniors' - there is much that has to be done for the Club to function successfully.

To those who assisted in the conduct of the administrative affairs of the Club during the season, I express on behalf of the members my sincere thanks, and I include here our sponsors for their financial contributions (details of which are covered in the Management Committee Report). To those who didn't, I ask what are you prepared to do in 2001-2002.

Gerald P Garrity
President

LIFE MEMBERSHIP NOMINATIONS - GREG BESOMO AND KEN NORRIS

At the March 2001 meeting of the Management Committee, it was unanimously agreed that Greg Besomo and Ken Norris be nominated for Life Membership at the Club's Annual General Meeting.

When studying the profile of both Greg and Ken, it was noted that there were many areas common to both members. Each commenced his playing association with the Club in his 30s in 1983/84 and each soon found a place in our 1st Grade team. They were very soon in the thick of the administrative scene, involving

themselves in the conduct of the Club's affairs over and above the portfolios they held from time to time. Both members retired from grade cricket around the same time and each has since become a regular with the Club's Veterans' team.

Their contribution to the Club over many years has been invaluable and indeed, members are indebted for the extensive hours spent in furthering the interests of the Western District Cricket Club. For the record, each of these two popular Club members bats left-hand and bowls right.

Examination of the Club's annual reports reveals many acknowledgments of their efforts. Dual recognition was evidenced in 1994/95 by the President, Mick Brady, who highlighted the "commonsense and sagacious approach provided by Ken Norris and Greg Besomo on decision making, involvement of past players and the financial aspects of the Club". Ian Garrity, 1st Grade premiership winning captain in 1995/96, made special mention after the side's premiership victory when he thanked "Ken Norris and Greg Besomo for their terrific support *again* throughout the year". (Emphasis added.)

The following profiles are presented.

Greg Besomo

Greg joined the Club soon after coming to Canberra from Sydney. His significant contribution to the affairs of the Waverley Cricket Club had been recognised there by his being made a life member of that Club. In the 1986/87 season, he assumed the role of Treasurer midway through the year when Alan Middleton relinquished the position. The post of Treasurer, which is generally recognised as the least sought-after position in any club, did not deter Greg who used his CPA skills in more than capably filling the position.

He has always been interested and involved in all aspects of the Club. In the 1988/89 Report, the President, Allen Rapley, wrote:

"Special mention must be given to Secretary David Hunt and Treasurer Greg Besomo not only for their efforts this year but also for those of previous years. I applaud the selection of Greg Besomo as Club Sticker - it is a richly deserved acknowledgment of his contribution to Wests' cricket over many years as player and administrator".

In all, Greg was Club Treasurer from 1986/87 to 1989/90 and again from 1994/95 to 1997/98. It was always of comfort to the various Management Committees to know that the financial affairs were being competently managed.

Playing Record - WDCC Grade Cricket

37 matches - 838 runs, average 33.52 - 58 wickets, average 16.83.

Ken Norris

After enjoying considerable success on the playing fields of Bendigo, it didn't take Ken long to make his mark in Canberra, being chosen to represent the A.C.T. Against the touring West Indies side of 1984/85, he notched an impressive 49 not out.

Ken's role with the Club was more diversified than Greg's, filling numerous positions. Upon arriving on the Club scene, he was soon active in his administrative chores. The Management Committee's report of 1984/85 noted his "untiring efforts" in fund-raising and social activities. In the following Annual Report, it was stated that he provided great input towards "improving junior development".

When the President stood down early in 1986/87, Ken filled the breach for the remaining part of the term and also the following year. The prestigious Club Sticker Award came his way in 1987/88. He was regularly part of the Management Committee after that season. He played a major part in the overhaul of the Club's Constitution in the late '80s, including its incorporation. In the mid-90s, he was the Club's Senior Vice-President and delegate to the A.C.T.C.A, and his interest in the Club has never waned.

Playing Record - WDCC Grade Cricket

95 matches - 2,081 runs, average 21.45 - 112 wickets, average 23.06.

Summary

The contributions of Greg Besomo and Ken Norris to the Western District Cricket Club, both on and off the cricket field, have been outstanding. They have always proved great ambassadors for the Club and, by any standard, their efforts are worthy of the Club's highest honour - Life Membership.

At the Annual General Meeting, it will be moved:

That Greg Besomo and Ken Norris be made Life Members of the Western District Cricket Club.

AUSTRALIAN SPORTS MEDAL

During the year 2000, the Australian Sports Medal was awarded by the Governor-General of Australia to commemorate Australian sporting achievement. The stated aim of the medal was to "recognise persons who have made a contribution to Australian sport as a current or former participant or through the provision of support services to sport".

Peak sports bodies recognised by the Australian Sports Commission, as well as members of the Federal, State and Territory Parliaments, were eligible to submit nominations for the Medal. Twenty-two medals were awarded in the A.C.T for the sport of cricket.

The Club was delighted that two of its members - Gerald Garrity and Ashley Heddle - were recipients of the medals, which were presented at a special function held in the Sir Donald Bradman Stand at Manuka Oval. Two former players - Vic Cristofani and Lyndon Howe - also received medals.

In presenting the awards, it was mentioned that the aggregate contribution of the 22 recipients exceeded 600 years.

WESTERN DISTRICT CRICKET CLUB INCORPORATED
MANAGEMENT COMMITTEE'S REPORT
2000 - 2001

The ultimate goal is to have a Club that is successful in providing the infrastructure for a collective, cohesive unit, all working in the same direction, where each member is able to reach their full potential and derive maximum enjoyment from their cricket, on and off the field.

The Western District Cricket Club faced a number of challenges in season 2000-2001, which made it difficult for the Management Committee to fulfil that objective. There were the normal pressures associated with being a volunteer organisation having to meet increasing costs. In addition, the removal of the Canberra Comets for the Mercantile Mutual Cup severely depleted the morale and playing strength of A.C.T cricket. The Club felt this more keenly than most, with the loss of several senior players. This reduced our playing depth and, perhaps more significantly, meant that important leaders were lost.

In this context there were some significant administrative successes which included:

- all Committee positions being filled at the Annual General Meeting - there was even a vote for the final director's position;
- fee payment was greatly improved. This may sound mundane, but it makes the administration of the Club much easier. Congratulations to Marcus Cosgrave and Geoff McKinnon for their efforts in this respect;
- relations with the Evatt/Wests Juniors Club has improved significantly this season. This is obviously vital for the future of the Club. Thanks to Mick Brady for his continued efforts in this area, and also to members such as Darren Richards and Rob Thiel-Paul for their involvement;
- the production of another quality Annual Report. Our appreciation is extended to Geoff McKinnon for his efforts in these matters, and to David Jess for statistics;
- the number of social functions increased this season, including a Trivia Night. Thanks to James Harrison and Dave Jess for their efforts, and particularly to Darryle Macdonald for his assistance with the organisation of the Trivia Night;

- the securing of a \$10,000 sponsorship from Henderson Homes. The Western District Cricket Club is particularly grateful to Craig Henderson for his outstanding display of generosity and support, with no praise being too high for the initiative and commitment of Jon Fuller in securing this sponsorship; and
- last, but by no means least, the efforts of Marcus Cosgrave in securing a series of grants, some of which will be received next season. These will greatly assist in our move to Jamison Oval, and include a \$3,000 Runs for Australia grant (for covers at Jamison Oval), a \$17,000 grant from the Western District Rugby Union Club, and a \$25,000 Bureau of Sport and Recreation Active Australia grant (for capital improvement at Jamison Oval).

All of these successes are to be commended.

However, the administrative performance of the Club is not generally at the level it needs to be if it wants to be consistently successful. This was apparent in a number of areas, but some striking wide-ranging examples are the:

- general poor attendance and lack of organisation at practice; and
- failure of the Club to carry out its responsibilities in relation to the Monday Night Raffle at the Western District Rugby Union Club.

There are numerous other examples of administrative failings that have hurt the Club. However, the Committee doesn't wish to dwell on the negatives, suffice to say that the two examples illustrated above underline the problem for the Western District Cricket Club, and the challenges it faces going forward. As a matter of necessity, this includes ensuring that each member makes some contribution to the administration of the Club.

Impossible it is, for a handful of people to *successfully* administer the entire Club. This requires a commitment from both the members and the Management Committee.

One of the roles of the Management Committee is to engage members to assist in putting in place and maintaining the administrative infrastructure. This means that the Committee needs to more effectively communicate what its policies are and what is required from members to implement these policies. For example, putting in place and articulating a structured system for practice.

However, every member must then assist in the implementation of the policies if they are to succeed. The greatest training system in the world will be of no benefit if people are not prepared to assist in running drills. The same is true for social functions - it is fine to have a great idea but if no one is prepared to help execute it the Club will not benefit.

That said, the Western District Cricket Club is about to embark on one of the most exciting and important initiatives in its history - the move to Jamison Oval. The opportunity this provides to reinvigorate the Club, so it can build successfully for the future, cannot be understated.

However, we, the Club, will only be genuinely successful when its members realise that they must necessarily, individually and collectively, in some way, assist in the Club's administration.

Chris Evans
Secretary
On behalf of the Management Committee

**WESTERN DISTRICT CRICKET CLUB INCORPORATED
A.C.T CRICKET ASSOCIATION AWARDS
2000 - 2001**

TEAM AWARDS

**SUNSMART SHIELD
A.C.T.C.A Women's Premiership**

**Women's Grade Premiers
(also undefeated minor premiers)**

INDIVIDUAL AWARDS

**SENATOR MARGARET REID TROPHY
Women's First Grade Batting**

Kristine Britt

**SENATOR MARGARET REID TROPHY
Women's First Grade Bowling**

Sarah-Jane Moore

WOMEN'S PLAYER OF THE SEASON

Kristine Britt

SARAH HODGSON NEW PLAYER AWARD

Simone Osborne

**AUSTRALIAN SPORTS MEDAL
(In Recognition of Services to Cricket)**

**Gerald Garrity
Ashley Heddle**

AUSTRALIAN REPRESENTATIVES

AUSTRALIAN SENIOR WOMEN'S
UNDER 23 SQUAD

Kristine Britt

AUSTRALIAN SCHOOLGIRLS
UNDER 17 REPRESENTATIVE

Hannah Stanley

A.C.T REPRESENTATIVES

A.C.T WOMEN

Sarah-Jane Moore (Captain)
Katharine Brown (Vice-Captain)
Kristine Britt Melissa Campbell
Rebecca Iffland Trish Jean
Simone Osborne Kathryn Reilly
Hannah Stanley

A.C.T WOMEN'S UNDER 19

Kristine Britt (Captain)
Elizabeth Howell Natalie Meszes
Hannah Stanley

A.C.T WOMEN'S UNDER 17


Elizabeth Howell Natalie Meszes
Hannah Stanley

<p style="text-align: center;">WESTERN DISTRICT CRICKET CLUB INCORPORATED TROPHY WINNERS 2000 - 2001</p>

FIRST GRADE:	Bowling Batting	Ben Keens Swee Pang
SECOND GRADE:	Bowling Batting	James Harrison Ben Philips
THIRD GRADE:	Bowling Batting	David Jess Shaun Jones
FOURTH GRADE:	Bowling Batting	Jon Fuller No qualifiers (N/Q)
FIFTH GRADE:	Bowling Batting	N/Q N/Q
SIXTH GRADE:	Bowling Batting	David Kidd N/Q
WOMEN'S TEAM:	Bowling Batting	Sarah-Jane Moore Kristine Britt

SPECIAL AWARDS

Ken Fry Trophy for Club Champion	Andrew Jones
Bob O'Callaghan Trophy for Most Runs	Andrew Jones
Bob McMullan Trophy for Most Wickets	Ben Keens
WDCC Trophy for Most Improved	Andrew Jones
Deans Trophy Centre Encouragement Award	Andrew Jones
Peter Rudge Trophy for Club Sticker	Marcus Cosgrave



HENDERSON HOMES (ACT) PTY LTD

ACT Lic no. 5499B

NSW Lic no. 98302C

ACN 091 350 202

ABN 75 091 350 202

Extensions Renovations New Homes

**Craig Henderson
3 Stewart Crescent
MELBA ACT 2615
Ph: (02) 6258 0800
Mobile: 0412 391 063
Fax: (02) 6258 6660**

Supporting WESTS Cricket

WESTERN DISTRICT CRICKET CLUB INCORPORATED
1ST GRADE CAPTAIN'S REPORT
2000 - 2001

Between the conclusion of last year and the start of the 2000-01 season we were able to experience the true impact that losing the Canberra Comets would make to Wests cricket, and more directly to the 1st Grade team. The loss of team members such as Darryle Macdonald (177 games) due to retirement, and Ian Garrity (166) taking a break, with Bruce Hara (149), last year's captain, and Duncan Brede (48) both relocating to Melbourne. The loss of this experience from the team had a major impact on it.

Unfortunately, this season was outweighed with more losses than wins (5-11), but six of these games were lost by less than 45 runs. In the bowling department, on top of losing Darryle, Andrew Jones suffered back problems that restrained him from building on solid performances displayed the season before, and six games into the season Matt McGann was also confined to the sidelines through injury.

Ben Keens then stepped up to show the competition what his captains have been saying for years now, that he is a strike bowler and capable of taking big wickets and turning a match. Ben was the best performing 1st Grade bowler, with 39 wickets for the season at 14.69 runs per wicket. With this effort, he polled well for the D.B. Robin Medal, finishing sixth in a tied vote count.

Wests bowling, through the example of Ben, was very competitive - no side scored in excess of 250 runs against us all season. Grant Smethurst, upon returning from his extended time in England, backed up 'Keensy' in opening the bowling. These two proved a great combination, offering inroads into all opposition batting line-ups.

Unfortunately, it was our batting on many occasions that failed to live up to expectations. Too often we found ourselves losing early wickets. If and when a partnership had developed, that partnership was seldom backed up with another - the old cliché 'one brings two' occurred too often and this allowed the opposition to gain the ascendancy.

Although our batting in general struggled when chasing a target, there were a few individual innings this season that deserved commendation. Firstly, Swee Pang's magnificent innings against A.N.U. in November, where he scored 174 runs in the day's play. He smashed their attack from pillar to post, continuing to accelerate his scoring at every break, despite suffering from illness. Of his six dismissals, 'Pangy' was run out on three occasions - oh, what could have been.

Dwayne Hall managed to score his maiden ton against Weston Creek and in the same match, Jack Scascacini learned the hard way why everyone else wears a helmet when batting. 'Scaz' top edged a short ball into his left cheekbone, which in turn blew up the same size as the ball that hit him.

Peter Widdup was another within our top order who improved throughout the season. 'Widds' top scored with 81 at Manuka, and along with Ian Garrity managed the season best 2nd wicket partnership of 101 runs. Together, they lifted the team to a standard that both the side and myself, as captain, generally hadn't experienced previously throughout the season.

Tim Purser's keeping behind the stumps improved all season, as did his batting. He was a shining light behind the wickets and is an outstanding example for young aspiring cricketers. Timmy's attitude and determination developed throughout the season and are testimony to his hard work and enthusiasm.

With the ball, highlights included Matt McGann finally getting his first 'Michelle' against Ginninderra, with the figures of 6-23 in a Konica Cup match, and Jimmy Harrison's effort in the last round, though he'll have to wait till his first ball of next season to complete his 'hat-trick'. I personally managed to achieve the feat against Queanbeyan, and four wickets in six balls. And Ben Keens took nine wickets in the match against Weston Creek (the ultimate premiers), providing our only opportunity of an outright victory. Our bowling was largely a team effort - there weren't as many 5-wicket hauls as last year, but as a team we performed consistently throughout 2000-2001.

Having been able to reflect on the season past, I must thank everyone who played under my captaincy. It was with great pride that I accepted the opportunity and challenge. I believe that club cricket goes through cycles, to re-build, grow and maintain. Wests has lost much experience in the past 12 months and now we have to rebuild. That said, we have perhaps had the season 'we had to have', giving opportunities to many people whom in the past would have remained in 2nd Grade. So now I look forward to seeing everyone again next season, and hope that individuals don't just walk away due to the phase that 1st Grade was in this season. We have a lot of talent within the Club which now has that extra year's experience, so if everyone can commit at training and the games, I have every confidence that season 2001-2002 will be highly successful.

Mark Hatton
1st Grade Captain

<p style="text-align: center;">WESTERN DISTRICT CRICKET CLUB INCORPORATED 1ST GRADE STATISTICS 2000 - 2001</p>

BATTING AND FIELDING

Name	Mtchs	Inngs	N.O.	Runs	Average	H.S.	50s	100s	Ct/Stp
Pang, S	8	8	0	309	38.62	174	-	1	4
Hall, D	16	18	2	301	18.81	120no	1	1	6
Garrity, I	8	8	0	290	36.25	72	3	-	4
Scascacini, J	14	12	1	274	24.91	64	1	-	7
Widdup, P	13	14	0	263	18.79	81	1	-	12/1
Hall, A	14	15	2	217	16.69	39	-	-	10
Hatton, M	16	17	4	174	13.38	65	1	-	3
Keens, B	15	12	1	152	13.82	22	-	-	2
Purser, T	12	11	1	136	13.60	63	1	-	25/1
Broers, M	8	8	0	115	14.37	50	1	-	3
Wheatley, M	7	9	0	91	10.11	42	-	-	2
Connell, M	5	6	0	65	10.83	17	-	-	3
Smethurst, G	9	8	5	47	15.66	19	-	-	-
Jones, A	2	3	0	42	14.00	23	-	-	-
Henderson, K	3	3	2	14	14.00	8no	-	-	1
Boyle, J	4	3	0	11	3.67	9	-	-	1
Harrison, J	2	3	1	11	5.50	5	-	-	2
McGann, M	5	5	4	10	10.00	6no	-	-	1
King, G	1	1	0	4	4.00	4	-	-	1
Philips, B	3	3	0	3	1.00	3	-	-	2
Whitelum, D	1	1	0	1	1.00	1	-	-	-
Whitechurch, M	2	2	0	1	0.50	1	-	-	-
Callighan, D	2	1	0	0	0.00	0	-	-	-
Kirk, B	1	1	0	0	0.00	0	-	-	-

BOWLING

Name	Overs	Mdns	Wkts	Runs	Average	B/B	5W/I	10W/M
Keens, B	243.2	59	39	571	14.69	6/54	2	-
Hatton, M	271.2	64	33	669	20.24	5/33	1	-
Smethurst, G	167.4	41	24	406	16.90	4/22	-	-
McGann, M	84	19	14	200	14.57	6/23	1	-
Scascacini, J	31	2	6	127	21.17	3/27	-	-
Garrity, I	73	14	6	184	30.67	2/26	-	-
Callighan, D	30.4	7	5	66	13.20	3/31	-	-
Harrison, J	30	6	5	78	15.60	3/20	-	-
Whitechurch, M	13	1	3	44	14.67	2/33	-	-
Whitelum, D	6	1	2	26	13.00	2/26	-	-
Boyle, J	33	5	2	124	62.00	1/31	-	-
Kirk, B	5	1	1	15	15.00	1/15	-	-
Connell, M	21	4	1	61	61.00	1/37	-	-
Henderson, K	24	1	1	79	79.00	1/35	-	-
Hall, A	13.3	3	0	35	-	0/3	-	-
Jones, A	3	0	0	12	-	0/12	-	-
Hall, D	3	0	0	27	-	0/5	-	-

TOP TEN BATTING PARTNERSHIPS - BY WICKET

1 st	27	Garrity, I (11) and Scascacini, J (63)	v. Tuggeranong 14/01/01
2 nd	101	Garrity, I (72) and Widdup, P (81)	v. A.N.U 03/02/01
3 rd	72	Widdup, P (81) and Pang, S (23no)	v. A.N.U 03/02/01
4 th	122	Hall, D (61) and Hatton, M (65)	v. N.C.G.C.C 02/11/00
5 th	132	Scascacini, J (64) and Hall, D (120no)	v. Weston Creek 10/02/01
6 th	40	Hall, A (18) and Connell, M (15)	v. Weston Creek 25/11/00
7 th	23	Hall, A (18) and Keens, B (14)	v. Weston Creek 25/11/00
8 th	47	Pang, S (174) and Purser, T (7)	v. A.N.U 21/10/00
9 th	23	Purser, T (40) and Smethurst, G (19)	v. Queanbeyan 24/02/01
10 th	25	Purser, T (40) and Harrison, J (5)	v. Queanbeyan 24/02/01

TOP TEN BATTING PARTNERSHIPS - BY RUNS

1 st	132	Scascacini, J (64) and Hall, D (120no)	v. Weston Creek 10/02/01
2 nd	122	Hall, D (61) and Hatton, M (65)	v. N.C.G.C.C 02/11/00
3 rd	101	Garrity, I (72) and Widdup, P (81)	v. A.N.U 03/02/01
4 th	72	Widdup, P (81) and Pang, S (23)	v. A.N.U 03/02/01
5 th	68	Scascacini, J (63) and Widdup, P (31)	v. Tuggeranong 14/01/01
6 th	67	Scascacini, J (39) and Broers, M (50)	v. Ginninderra 08/10/00
7 th	63	Purser, T (40) and Smethurst, G (19no)	v. Queanbeyan 24/02/01
8 th	62	Garrity, I (69) and Keens, B (22)	v. Ginninderra 17/12/00
9 th	54	Hall, D (24) and Pang, S (174)	v. A.N.U 21/10/00
10 th	51	Widdup, P (31) and Hall, D (19)	v. Queanbeyan 20/01/01

BATTING BEST (50s)

174	Pang, S	v. A.N.U.	21/10/00
120no	Hall, D	v. Weston Creek	24/02/01
81	Widdup, P	v. Weston Creek	24/02/01
72	Garrity, I	v. A.N.U	24/02/01
69	Garrity, I	v. Ginninderra	17/12/00
65	Hatton, M	v. N.C.G.C.C.	2/12/00
64	Scascacini, J	v. Weston Creek	10/02/01
63	Purser, T	v. Queanbeyan	3/03/01
61	Hall, D	v. N.C.G.C.C.	2/12/00
53	Garrity, I	v. Wagga Wagga	28/01/01
50	Broers, M	v. Ginninderra	8/10/00

BOWLING BEST (5-fors)

O-M-R-W

10-0-23-6	McGann, M	v. Ginninderra	8/10/00
22.3-5-54-6	Keens, B	v. Weston Creek	10/2/01
17-4-27-5	Keens, B	v. Tuggeranong	7/10/00
25.2-7-33-5	Hatton, M	v. A.N.U	21/10/00
21-3-63-5	Keens, B	v. Eastlake	4/11/00

WESTERN DISTRICT CRICKET CLUB INCORPORATED
2ND GRADE CAPTAIN'S REPORT
2000 - 2001

It was a pleasure to play and captain 2nd Grade during the 2000-2001 A.C.T.C.A season. Unfortunately, the team narrowly missed out on making the semi-finals and the season was one of inconsistent performance. There were, however, promising signs throughout the season and all players involved should look forward to a big season this coming year.

From the outset, the 2nd Grade squad was a relatively young one with the average age being less than twenty years. And once again, as has been the case in previous seasons, there was a high turnover of players within the squad. But in saying that, such a situation gives lower grade players opportunities to show their wares in higher grades. Bevan Kirk was one such player who showed that he could match it with the best of players. Paul Goddard was another young player who relished his opportunity to bowl in 2nd Grade, taking several wickets against quality opposition.

And there were several individual highlights during the season which are worthy of mention. James 'Big Jimmy' Harrison took a career-high seven wickets on one of the best batting tracks in Canberra at Boomanulla Oval. On a very warm day, Big Jimmy toiled hard, bowling non-stop for nearly two and a half sessions. It was a great effort and he deserved both his later call-up to 1st Grade, and the 2nd Grade Bowling Award. Remarkably, in the same game, Peter 'Peewee' Widdup scored a lightning and career-high 125. He played every shot in the book and at several stages during his innings was simply unstoppable.

To the batting and Ben 'Folds' Philips deserved the 2nd Grade Batting Award with a number of fine contributions during the season. Folds hit a six in every one of his 2nd Grade innings and it was a big loss for twos when he was promoted to 1st Grade. His swashbuckling 70-odd at Kaleen included three consecutive sixes. Just pipped on the line for the batting award was Gerard 'Hooters' King, who also displayed some big hitting during the season. Once again, there was no one better in the field, and there is little doubt Hooters will play a major role in the top two grades next season.

Second Grade enjoyed having several wicket keepers during the year, including M. O'Shea, W. Baker, C. Sattler and S. Hinds. All proved themselves to be very capable keepers and all held their own with the bat. Anthony Stroud and Leigh Lavery also performed well during the year, taking a number of valuable wickets. Robbie Thiel-Paul impressed with both bat and ball and should be looking forward to next season.

For 2nd Grade to improve next season, our goal should be to improve consistency throughout the Club. There is little doubt that improved training facilities and a stronger work ethic and presence at training will assist all players in achieving their potential.

Jacob Boyle
2nd Grade Captain

WESTERN DISTRICT CRICKET CLUB INCORPORATED
2ND GRADE STATISTICS
2000 - 2001

BATTING AND FIELDING

Name	Mtchs	Inngs	N.O.	Runs	Average	H.S.	50s	100s	Ct/Stp
Philips, B	6	8	1	226	32.28	72	1	-	3
King, G	7	7	0	149	21.28	39	-	-	5
Widdup, P	2	2	0	140	70.00	125	-	1	1
McDermott, A	6	7	0	130	18.57	34	-	-	8
Jones, A	5	6	0	107	17.83	61	1	-	2
Boyle, J	9	10	2	97	12.80	31	-	-	6
O'Shea, M	8	9	0	95	10.50	29	-	-	8/2
Henderson, K	6	6	2	74	18.50	32	-	-	3
Baker, W	4	4	2	69	34.50	29	-	-	5/2
Evans, C	4	5	0	67	13.40	32	-	-	1
Thiel-Paul, R	3	4	2	49	24.50	34	-	-	-
Wheatley, M	3	3	0	44	14.67	28	-	-	1
Connell, M	4	5	0	34	6.80	14	-	-	2
Lavery, L	2	3	0	33	11.00	13	-	-	1
Harrison, J	5	5	2	31	10.33	13	-	-	2
Lusted, P	1	1	0	24	24.00	24	-	-	0
Hinds, S	2	2	1	19	19.00	19	-	-	2/1
Hall, A	2	2	0	18	9.00	8	-	-	2
Karad, A	3	3	1	18	9.00	13	-	-	2
Richards, D	1	1	0	12	12.00	12	-	-	0
Kirk, B	1	1	1	11	-	11	-	-	1
Stroud, A	6	7	0	10	1.43	5	-	-	2
Wootten, M	1	1	0	6	6.00	6	-	-	-
Sattler, C	1	1	0	5	5.00	5	-	-	2
Cleary, D	1	1	0	3	3.00	3	-	-	-
Whitechurch, M	2	1	1	1	-	3	-	-	1
Cecere, P	1	1	1	1	-	1	-	-	2
Goddard, P	2	1	1	1	-	1	-	-	-
Jones, S	1	1	0	0	-	0	-	-	0

BOWLING

Name	Overs	Mdns	Wkts	Runs	Average	B/B	5W/I	10W/M
Harrison, J	84	18	24	340	14.12	7/103	1	-
Boyle, J	90.2	15	21	298	14.91	4/16	-	-
Henderson, K	68.4	8	15	243	16.20	3/21	-	-
Stroud, A	43	1	9	140	15.50	4/35	-	-
Goddard, P	25	1	6	69	11.50	3/37	-	-
Connell, M	26	4	6	120	20.00	3/22	-	-
Jones, A	17	6	5	24	4.80	5/11	1	-
Lavery, L	20	2	5	89	17.80	4/37	-	-
King, G	34.1	5	5	111	22.20	5/25	1	-
Whitechurch, M	12	4	4	22	5.50	2/6	-	-
Evans, C	14	3	4	40	10.00	2/19	-	-
Philips, B	20	4	4	76	19.00	3/31	-	-
Thiel-Paul, R	8.3	2	3	41	13.67	2/26	-	-
Hall, A	2.1	0	2	19	9.50	1/0	-	-
Kirk, B	6	0	2	26	13.00	2/26	-	-
O'Shea, M	6	1	1	26	26.00	1/5	-	-
Cecere, P	3	1	0	20	-	-	-	-
Wootten, M	13	3	0	47	-	-	-	-

TOP TEN BATTING PARTNERSHIPS - BY WICKET

1 st	88	Jones, A (61) and Wheatley, M (22)	v. A.N.U. 3/2/01
2 nd	20	Jones, A (12) and McDermott, A (6)	v. Queanbeyan 13/11/01
3 rd	97	Widdup, P (63) and Baker, W (29)	v. N.C.G.C.C. 2/12/00
4 th	47	Jones, A (28) and Richards, D (12)	v. Ginninderra 10/3/01
5 th	33	King, G (16) and Jones, A (15)	v. Queanbeyan 13/11/01
6 th	29	McDermott, A (29) and Evans, C (8)	v. A.N.U. 3/2/01
7 th	20	Philips, B (72) and Smethurst, G (29)	v. Eastlake 5/11/00
8 th	67	Baker, W (13) and Henderson, K (32)	v. Tuggeranong 25/11/00
9 th	24	Harrison, J (13) and Baker, W (9)	v. Ginninderra 16/12/00
10 th	28	Baker, W (20no) and Lavery, L (13)	v. Ginninderra 16/12/00

TOP TEN BATTING PARTNERSHIPS - BY RUNS

1 st	97	Widdup, P (63) and Baker, W (29)	v. N.C.G.C.C. 2/12/00
2 nd	88	Jones, A (61) and Wheatley, M (22)	v. A.N.U. 3/2/01
3 rd	67	Philips, B (72) and Smethurst, G (29)	v. Eastlake 5/11/00
4 th	58	Boyle, J (31) and O'Shea, M (25)	v. A.N.U. 18/11/00
5 th	50	Baker, W (13) and Henderson, K (32)	v. Tuggeranong 25/11/00
6 th	47	Jones, A (28) and Richards, D (12)	v. Ginninderra 10/3/01
7 th	33	King, G (16) and Jones, A (15)	v. Queanbeyan 13/11/00
8 th	29	McDermott, A (29) and Evans, C (8)	v. A.N.U. 3/2/01
9 th	28	Baker, W (20) and Lavery, L (13)	v. Ginninderra 16/12/00
	28	Widdup, P (128) and Stroud, A (4)	v. N.C.G.C.C. 2/12/00

BATTING BEST (50s)

125	Widdup, P	v. N.C.G.C.C.	2/12/00
72	Philips, B	v. Eastlake	5/11/00
61	Jones, A	v. Weston Creek	3/2/01

BOWLING BEST (5-fors)

O-M-R-W

28-6-109-7	Harrison, J	v. N.C.G.C.C.	2/12/00
14-6-11-5	Jones, A	v. Ginninderra	10/3/01
20-11-52-5	Smethurst, G	v. Eastlake	12/11/00

WESTERN DISTRICT CRICKET CLUB INCORPORATED
3RD GRADE CAPTAIN'S REPORT
TWO-DAY MINOR PREMIERS
2000 - 2001

The start of the season was like so many before - wet (Tuggeranong certainly agreed in the second week of the first game - we had already batted). Paul Cecere started well in the first week of that game, scoring a free flowing 81 not out and then proceeded to bust an ankle during the next week playing netball! He had a few weeks off and then terrorised Tuggeranong again, this time with 53 not out.

During these early rounds, we did a bit of toss winning, therefore having some low totals to chase - 47 versus A.N.U. and 105 against Norths. We won both of those games so our confidence was up. We then played a 9-man Eastlake outfit and our confidence became too much, all out 83 chasing 97 to win. Mind you, our batting order was certainly chopped and changed due to injuries during the game. Paul 'Romeo' Huleatt almost had his 'pinky' finger taken off (but it stayed, only his fingernail went missing), and I hit a cover drive for four, tore my side muscle and had to leave the field, hardly being able to hold a bat let alone play a defensive shot.

A win (Tuggeranong), a draw (Norths) and a win against Ginninderra (where Andrew Jones smashed a very good 56) was the way 2000 finished, and then we had three consecutive Saturdays off.

The holiday did no favours for us, I can tell you. We travelled to Queanbeyan and were belted. Their bowlers went ballistic, having us 7 for 14 in the 13th over. Matty Wootten (53) and 'Jase' Jensen (26no) were our saviours, helping us get to a respectable total of 131 with a partnership of 83 - a 3rd Grade 9th wicket record. They passed us three wickets down. The next game we again went down to Eastlake, scoring only 93. Batting was becoming a problem.

We then had to travel back to Queanbeyan to play them in the One-day Semi-final. They batted first and made 194 - second highest score for them was 25 wides. Our batting was on display again and we were looking the goods at 3 for 110. We ended up with 121. Top stuff.

A.N.U. was the next game and with our batting performing, we were on edge. Nine declared for 198 was an improvement ('Irish' Murphy 52), but at 2 for 101 we should've done better. It didn't matter though as we rolled them for 128, all bowlers chipping in.

Weston Creek was next on the list and they 'scratched' 219. We chased down the runs, passing them with two wickets and 20 minutes to spare. The ground, Phillip District, was not at its best. Matty Broers delivered the goods with a solid 86 and was backed up by Ash Cripps who made 41.

And I must say that Crippsy really surprised me. I was a bit wary bringing him up from 4th Grade, but he certainly impressed with both bat and gloves. So much so in fact, that he was one of the first picked for the side in the end and also being pushed as a 2nd Grader. Well done Crippsy or as Al McGann would say, Cribbsy.

Speaking of young blokes, another to come from the junior ranks this year and impress was Peter Lusted. His technique and patience are both very good, and I have no doubt 'Keensy' will be sitting on the sidelines watching him making a few runs within the next few years. He just needs to get into the kitchen and tuck into some of mum's good cooking to get a bit more strength and this dream will be realised.

Queanbeyan was then back for another crack at us, and thankfully this time we didn't have to travel, they came to us. Aranda was one of the best decks 3's played on this year. Jonesy (as in Shaun Jones), you did a great job with it. We made 9 declared for 258 - 'Sootie' Evans scored a solid 42, Hindsy an industrious 66 and the skipper 36. Hindsy and I shared a 99 run partnership for the 7th wicket, another 3rd Grade partnership record this year. Our batting was on its way back. We rolled them for 157 the following week, so a comprehensive 101 run win, almost making up for the previous two floggings they gave us.

Last round and we needed a good win or an outright, and Eastlake to draw or lose, for us to take the minor premiership on percentages. Thank god for Ginninderra! We rolled them for 61 in the first dig (Matty Broers snagging 5 for 2 off 4.5 overs) and then we made a slogging 6 declared for 138 (Shaun Jones 62). Ginninderra were put in again and Jason Jensen went to work, leaving them 3 for 0 after the first over. They ended up 5 for 19, all this happening on the first day of the game. However, the second week of the game was washed out (though 'Kinners' didn't agree). But thankfully, this didn't matter as all the other games in the A.C.T.C.A competition were washed out also.

This gave us a good enough quotient to overtake Eastlake on the table and give us the minor premiership and a home 2-day Semi-final at Kaleen Oval. It didn't do us any good though, we lost to our nemesis Queanbeyan and they went into the Grand Final instead of us.

It was a wet week leading into the semi, and come Saturday morning the ground was saturated. They won the toss and batted, making us bowl with a cake of soap. They batted well (their opener with 'extreme good fortune' shall we say) and made us work very, very hard for their wickets. In tandem, Robbie Thiel-paul (3/46) and I (4/42) took seven of their nine wickets. They ended up declaring at 9 for 240, not enough on Kaleen but too much for us. We got to 199 when we lost our last wicket.

Shaun Jones batted brilliantly at number 3 that game, making a great 81 that should've been the back bone the other batsman used to go on and take us into the Grand Final. This didn't happen and while we had to work our guts out for their wickets the day before, they got ours too easily.

From a skipper's point of view, it was a frustrating season, up and down, squirming around in the chair when we were batting, nervous as hell, and knowing that the best side in the competition only once showed their potential (the two-day game against Queanbeyan).

Thanks to the 36 blokes who came through and played with 3's this year and to 'Cossie', who helped out with the captaincy when I couldn't be there. Next year, hopefully, we can go two steps further and take the Grand Final, but that was probably said last year.

Cheers,

David Jess
3rd Grade Captain

WESTERN DISTRICT CRICKET CLUB INCORPORATED
3rd GRADE STATISTICS
2000 - 2001

BATTING AND FIELDING

Name	Mtchs	Inngs	N.O.	Runs	Average	H.S.	50s	100s	Ct/Stp
Jones, S	9	9	0	249	27.66	81	-	-	3
Cosgrave, M	12	12	2	230	23.00	53no	1	-	3
Evans, C	9	8	1	191	27.29	42	-	-	5
Hinds, S	12	9	1	163	20.38	66	1	-	15
Jess, D	13	13	2	137	12.45	36	-	-	5
Cecere, P	2	2	2	137	-	81no	2	-	0
McGann, A	14	13	2	132	12.00	27	-	-	7
Broers, M	5	5	0	122	24.40	86	1	-	3
Murphy, M	4	3	0	98	32.66	52	1	-	1
Jones, A	2	2	0	91	45.50	56	1	-	0
Wootten, M	8	5	2	80	26.66	53	1	-	2
Huleatt, P	7	7	0	79	11.29	38	-	-	3
Cripps, A	4	4	0	72	18.00	41	-	-	1/1
Jensen, J	12	8	4	53	13.25	26no	-	-	5
McKinnon, G	4	4	0	49	12.25	29	-	-	1
Abeyaratne, G	4	4	0	16	4.00	8	-	-	0
McDermott, A	1	1	0	43	43.00	43	-	-	0
Cleary, D	4	3	0	42	14.00	31	-	-	1
Lusted, P	4	4	0	39	9.75	13	-	-	1
Thiel-paul, R	5	5	0	37	7.40	28	-	-	3
O'Shea, M	1	1	0	34	34.00	34	-	-	0
White, S	2	2	0	22	11.00	13	-	-	0
Kirk, B	3	3	3	19	-	13no	-	-	0
Lavery, L	4	3	0	17	5.66	9	-	-	1
Stroud, A	1	1	0	13	13.00	13	-	-	0
Richards, D	1	1	0	11	11.00	11	-	-	3
Henderson, K	1	1	0	7	7.00	7	-	-	0
Sainsbury, M	1	1	0	6	6.00	6	-	-	1
Whitechurch, M	1	1	0	4	4.00	4	-	-	0
Whitelum, D	1	1	0	2	2.00	2	-	-	0
Symonds, M	2	2	1	1	0.50	1	-	-	2
Goddard, P	7	3	1	1	0.50	1	-	-	3
Smethurst, G	1	1	1	0	-	Ono	-	-	0
Russell, M	1	1	0	0	0.00	0	-	-	0
Karad, A	1	1	0	0	0.00	0	-	-	0
Cecere, M	1	1	0	0	0.00	0	-	-	1

BOWLING

Name	Overs	Mdns	Wkts	Runs	Average	B/B	5W/I	10W/M
Jensen, J	130.1	38	25	309	12.36	5/48	1	-
Jess, D	93.5	26	22	217	9.86	4/42	-	-
McGann, A	107	24	15	266	17.73	3/17	-	-
Wootten, M	63.4	11	14	185	13.21	3/7	-	-
Broers, M	24.5	6	6	58	9.66	5/2	1	-
Thiel-paul, R	51	13	6	143	23.83	3/46	-	-
Lavery, L	41	6	5	131	26.20	2/43	-	-
Goddard, P	57	11	5	167	33.40	1/7	-	-
Whitelum, D	7	2	4	16	4.00	4/16	-	-
Whitechurch, M	10	1	4	38	9.50	4/38	-	-
Cleary, D	27	2	4	87	21.75	3/20	-	-
Stroud, A	2.2	0	3	8	2.66	3/8	-	-
Kirk, B	24	1	3	89	29.66	3/25	-	-
Smethurst, G	8	7	2	4	2.00	2/4	-	-
Jones, A	3	0	2	17	8.50	2/17	-	-
Evans, C	28	4	2	82	41.00	7/8	-	-
Jones, S	3.3	1	1	6	6.00	1/6	-	-
Henderson, K	4	0	1	6	6.00	1/6	-	-
Lusted, P	6.3	0	1	33	33.00	1/2	-	-
Cecere, P	1	0	0	11	-	0/11	-	-
Symonds, M	12	3	0	42	-	0/12	-	-

TOP TEN BATTING PARTNERSHIPS - BY WICKET

1 st	84	Cleary, D (31) and Jones, A (56)	v. Ginninderra 16/12/00
2 nd	78	McDermott, A (43) and Evans, C (40)	v. Tuggeranong 25/11/00
3 rd	75	Cripps, A (43) and Broers, M (86)	v. Weston Creek 17/02/01
4 th	43	Cosgrave, M (17) and Jones, S (81)	v. Queanbeyan 24/03/01
5 th	57	Cosgrave, M (34) and Hinds, S (21)	v. Ginninderra 16/12/00
6 th	49	Cosgrave, M (37) and Cecere, P (81no)	v. Tuggeranong 7/10/00
	49	Jess, D (19) and Broers, M (86)	v. Weston Creek 17/02/01
7 th	99	Hinds, S (66) and Jess, D (36)	v. Queanbeyan 24/02/01
8 th	45	McGann, A (27) and Cecere, P (81no)	v. Tuggeranong 7/10/00
9 th	83	Wootten, M (53) and Jensen, J (26)	v. Queanbeyan 13/01/01
10 th	15	Lavery, L (9) and Kirk, B (6no)	v. Eastlake 20/01/01

TOP TEN BATTING PARTNERSHIPS - BY RUNS

1 st	99	Hinds, S (66) and Jess, D (36)	v. Queanbeyan 24/02/01
2 nd	84	Cleary, D (31) and Jones, A (56)	v. Ginninderra 16/12/00
3 rd	83	Wootten, M (53) and Jensen, J (26)	v. Queanbeyan 13/01/01
4 th	80	Murphy, M (52) and Cripps, A (31)	v. A.N.U. 27/01/01
5 th	78	McDermott, A (43) and Evans, C (40)	v. Tuggeranong 25/11/00
6 th	76	Jones, S (31) and Huleatt, P (38)	v. N.C.G.C.C. 9/12/00
7 th	75	Cripps, A (43) and Broers, M (86)	v. Weston Creek 17/02/01
8 th	71	McKinnon, G (29) and Jones, S (62)	v. Ginninderra 10/03/01
9 th	57	Cosgrave, M (34) and Hinds, S (21)	v. Ginninderra 16/12/00
	57	Thiel-paul, R (38) and Jones, S (81)	v. Queanbeyan 24/03/01

BATTING BEST (50s)

86	Broers, M	v. Weston Creek	17/02/01
81no	Cecere, P	v. Tuggeranong	7/10/00
81	Jones, S	v. Queanbeyan	24/03/01
66	Hinds, S	v. Queanbeyan	24/02/01
62	Jones, S	v. Ginninderra	10/03/01
56no	Cecere, P	v. Tuggeranong	25/11/00
56	Jones, A	v. Ginninderra	16/12/00
53no	Cosgrave, M	v. N.C.G.C.C.	8/10/00
53	Wootten, M	v. Queanbeyan	13/01/01
52	Murphy, M	v. A.N.U.	27/01/01

BOWLING BEST (5-fors)

O-M-R-W

4.5-3-2-5	Broers, M	v. Ginninderra	10/03/01
19-7-48-5	Jensen, J	v. N.C.G.C.C.	2/12/00

WESTERN DISTRICT CRICKET CLUB INCORPORATED
4TH GRADE CAPTAIN'S REPORT
2000 - 2001

The 2000-2001 season is one that is difficult to describe. The 4th Grade team that took the field each week was more than competitive, but if you look through the scorebook, the statistics tell a different story. Only twice in the season did we pass 150 runs as a total and no 4th Grader scored a century. Embarrassingly, no one qualified to receive the 4th Grade batting award at presentation night.

On the other side of the coin, our bowling more than matched any opposition. Bowling teams out for 120 or less was quite common. Unfortunately, the old adage of 'catches win matches' haunted 4th Grade throughout the season. Whilst the totals we chased were already modest, I believe had we held better than 90% of our chances, our opposition would have averaged something like 80 against us. That would have been a feat no other 4th Grade side could have matched.

For the 2000-2001 season, there were stand out performers that I would like to mention.

Leigh Lavery showed his abilities early with a 5-for at Aranda (four bowled) and ended the season in 2's, which I believe is a true indication of his ability.

Tony Bailey came back to cricket after Christmas and is probably the most unrewarded bowler playing Canberra cricket. If we could have managed to hold at least 60% of the chances that came from Tony's bowling, he would have ended the season with 25+ wickets. In supporting Tony, his tight line and length bowling allowed me to record my best bowling figures. The Eastlake batsmen found him unplayable and could only attack from one end, which happened to be mine. I can only hope that Tony will be around again next season, as I believe he must surely be due for a bumper wicket-taking season and I would dearly like for that to happen in 4's.

Other bowlers came and went through 4th Grade and performed quite well. Paul Goddard, who carried 5th Grade the previous season, started in 4's and ended in 2's. Bevan Kirk, an indoor cricketer who played his first outdoor season in many years, showed the potential he has, again ending the season in 2's. Both Bevan and Paul will form the basis of a very lively Wests bowling line-up for some years to come.

And Ajay Mehta, before leaving cricket to sell real estate, put on a bowling performance at Aranda that will be talked about for quite some time. Whilst bowling at the Queanbeyan captain, Ajay was dispatched over 'cow corner', and if ever a ball has deserved to have 10 runs scored against it, it was that one. The ball only came to rest after hitting a light pole, located on the other side of the cycle path, some 30-40 metres beyond the boundary. Thanks for the memories 'Jiz'.

I would like to make special mention of a young guy whom, from my point of view, is worth his weight in gold to Wests. Ryan Selmes is a cricketer who exemplifies the true spirit of how the game should be played. With the ball in his hand, he bowls flat out and unfortunately this season, without just reward. His efforts cannot be questioned with his intent exactly what a captain wants. In the field, he is electric - safe hands, quick across the outfield and a bullet-like arm. But overall, it is his attitude and application that stand out. On top of this, Ryan brought with him fellow juniors like Mark Russell to bolster the lower grade ranks. All of them will be better cricketers for having a season in grade and I look forward to watching Ryan's star rise with Wests as he slowly but surely reaches his full potential.

Further, I was lucky enough to captain a current Australian representative during this season. Kris Britt had a taste of grade cricket and showed that the world is at her feet. I sincerely hope that Kris decides to play grade full-time next season as she left her 4th Grade team-mates in no two minds as to how much talent and ability she has. Come on Kris, I dare you, play men's grade next season and show us what you can really do.

And a guy who started the season as a broken-down bowler who could easily have sat the season out, displayed what he is made of by not only applying himself with the bat, but showing that playing lower grade cricket is not a negative for a 1st Grader. Andrew Jones, who opened the bowling for 1's the previous season, delighted the lower grades with his versatility. 'AJ' ended the season in 1's as a bat and topped his season with the Club Champion award. For me, it was his willingness to contribute to the Club, even if his first choice of bowling had been taken away from him, which stands out. I believe there are quite a few current players who could learn a thing or two from AJ and I can only say that his time in 4's was greatly appreciated by a skipper desperate for people to score runs.

Lastly, it would be remiss of me to neglect the 4th Grade veterans. Gary Lacey, Ajay, Geoff McKinnon and Glen Croker all played their part in the 4th Grade season. Who could ever forget five catches shared between 'Kinnners' and Ajay in the one game? How could any opposition team be so unlucky?

And, it must be said, once again, the absence of competent umpires had an adverse effect on several matches this past season. On occasions, some incomprehensibly blatant decisions left all amazed and had an adverse effect on the subsequent conduct of players.

West's has quite a few challenges as a Club and perhaps the Grade performances this season are a wake-up call. As a Club, we have both the ability and the talent to be more than competitive, but maybe the missing ingredient is application. I don't think there are many players who could say that they couldn't have contributed a little more during the season.

I for one am already looking forward to next season in order to show the hunger I still have to play competitive, successful Grade cricket for West's. I hope I am not alone in this quest?

I look forward to the 2001-2002 season and West's 4th Grade re-establishing itself as a genuine premiership contender. Hope to see you all there.

Regards,

Jon Fuller
4th Grade Captain

WESTERN DISTRICT CRICKET CLUB INCORPORATED
4TH GRADE STATISTICS
2000 - 2001

BATTING AND FIELDING

Name	Mtchs	Inngs	N.O.	Runs	Average	H.S.	50s	100s	Ct/Stp
McKinnon, G	10	10	3	156	22.29	50no	1	-	4
Jones, A	5	6	0	145	24.17	66	1	-	0
Fuller, J	14	10	2	139	17.38	52no	1	-	2
Cripps, A	4	5	1	138	34.50	78	1	-	2
Grocott, B	4	3	1	128	64.00	60no	1	-	1
Cecere, M	4	5	0	104	20.80	44	-	-	0
McGann, M	4	4	0	80	20.00	48	-	-	3
Cecere, P	2	3	0	70	23.33	49	-	-	0
Lacey, G	13	10	1	70	7.78	28	-	-	7/2
Bailey, T	8	6	1	50	10.00	20	-	-	3
Karad, A	5	5	1	44	11.00	15	-	-	1
White, S	3	3	0	43	14.33	19	-	-	2
Sattler, C	3	3	1	40	20.00	40no	-	-	3
Mehta, A	5	5	2	37	12.33	14no	-	-	2
Kirk, B	5	3	1	36	18.00	36	-	-	1
McKinnon, L	8	6	1	33	6.60	22	-	-	5
Goddard, P	4	3	1	32	16.00	30no	-	-	1
Selmes, R	9	7	3	32	8.00	14no	-	-	6
Kidd, R	4	5	0	28	5.60	18	-	-	2
Jones, S	1	1	0	21	21.00	21	-	-	0
Symonds, M	2	2	0	18	9.00	14	-	-	0
Cleary, D	2	2	0	17	8.50	17	-	-	4
Sainsbury, M	3	3	0	17	5.67	17	-	-	1
Russell, M	6	2	1	16	16.00	9no	-	-	2
Longfield, S	2	1	0	15	15.00	15	-	-	0
King, Garth	1	1	0	14	14.00	14	-	-	1
Miller, A	2	2	0	14	7.00	14	-	-	0
Crocker, G	2	1	0	13	13.00	13	-	-	0
Sloane, G	1	1	0	11	11.00	11	-	-	0
Huleatt, P	1	2	0	8	4.00	8	-	-	0
Lavery, L	4	2	1	5	5.00	4	-	-	1
Abeyaratne, R	1	1	0	3	3.00	3	-	-	0
Lusted, P	3	2	0	3	1.50	2	-	-	1
Poidevin, A	1	1	0	1	1.00	1	-	-	0
Britt, K	1	1	0	0	0.00	0	-	-	0
Poidevin, D	1	1	0	0	0.00	0	-	-	0
Boulton, S	1	-	-	-	-	-	-	-	1
Cole, A	1	-	-	-	-	-	-	-	0
Lewis, R	1	-	-	-	-	-	-	-	0
Maskwa, L	1	-	-	-	-	-	-	-	0

BOWLING

Name	Overs	Mdns	Wkts	Runs	Average	B/B	5W/I	10W/M
Fuller, J	163	40	31	428	13.81	7/23	3	-
Selmes, R	61.3	7	12	168	14.00	3/20	-	-
Bailey, T	79.5	20	11	201	18.27	3/28	-	-
Lavery, L	37.4	5	8	100	12.50	5/23	1	-
Mehta, A	32	8	6	105	17.50	3/25	-	-
Russell, M	34	4	6	115	19.17	3/14	-	-
McGann, M	18	9	4	24	6.00	4/24	-	-
Cecere, P	18.4	4	4	52	13.00	2/13	-	-
Symonds, M	19	2	4	57	14.25	3/26	-	-
Kirk, B	39	6	4	87	21.75	2/18	-	-
Crocker, G	12.5	1	3	26	8.67	3/18	-	-
Goddard, P	36	10	3	71	23.67	1/17	-	-
McKinnon, L	47	8	3	177	59.00	2/12	-	-
Longfield, S	28	12	2	42	21.00	1/20	-	-
Poidevin, D	1.1	1	1	0	0.00	1/0	-	-
Moskwa, L	1	0	1	6	6.00	1/6	-	-
Abeyaratne, R	6	2	1	11	11.00	1/11	-	-
Cole, A	6	1	1	18	18.00	1/18	-	-
Grocott, B	7	2	1	24	24.00	1/24	-	-
Britt, K	9	2	1	26	26.00	1/26	-	-
Karad, A	0.4	0	0	2	-	0/2	-	-
Sloane, G	3	0	0	8	-	0/8	-	-
Cecere, M	2	0	0	12	-	0/12	-	-
Lusted, P	5	0	0	16	-	0/16	-	-
King, Garth	4	1	0	19	-	0/19	-	-
White, S	4	0	0	23	-	0/19	-	-

TOP TEN BATTING PARTNERSHIPS - BY WICKET

1 st	82	Jones, A (66) and Cripps, A (20)	v. Ginninderra 25/11/00
2 nd	65	Grocott, B (42) and McKinnon, L (22)	v. Queanbeyan 24/02/01
3 rd	94	Cripps, A (78) and McKinnon, G (50no)	v. N.C.G.C.C 9/12/00
4 th	56	Grocott, B (60no) and Miller, A (14)	v. Queanbeyan 3/3/01
5 th	76	Fuller, J (52no) and Cecere, P (49)	v. Weston Creek 10/2/01
6 th	68	McGann, M (48) and Fuller, J (15)	v. A.N.U. 3/2/01
7 th	9	Fuller, J (52no) and Lacey, G (1)	v. Weston Creek 10/2/01
8 th	26	Lacey, G (28) and Selmes, R (7)	v. Eastlake 4/11/00
9 th	13	Lacey, G (14no) and Selmes, R (5)	v. A.N.U 3/2/01
10 th	65	Kirk, B (36) and Goddard, P (30no)	v. Tuggeranong 7/10/00

TOP TEN BATTING PARTNERSHIPS - BY RUNS

1 st	94	Cripps, A (78) and McKinnon, G (50no)	v. N.C.G.C.C 9/12/00
2 nd	82	Jones, A (66) and Cripps, A (20)	v. Tuggeranong 25/11/00
3 rd	76	Fuller, J (52no) and Cecere, P (49)	v. Weston Creek 10/02/01
4 th	68	McGann, M (48) and Fuller, J (15)	v. A.N.U 3/02/01
5 th	65	Grocott, B (42) and McKinnon, L (22)	v. Queanbeyan 24/02/01
6 th	65	Kirk, B (36) and Goddard, P (30no)	v. Tuggeranong 7/10/00
7 th	59*	Cripps, A (40no) and McKinnon, G (28no)	v. Ginninderra 16/12/00
8 th	56	Grocott, B (60no) and Miller, A (14)	v. Queanbeyan 3/03/01
9 th	49	Fuller, J (52no) and Bailey, T (23)	v. Weston Creek 10/02/01
10 th	46	Fuller, J (15) and Cecere, M (44)	v. N.C.G.C.C 28/10/00

BATTING BEST (50s)

78	Cripps, A	v. N.C.G.C.C.	9/12/00
66	Jones, A	v. Tuggeranong	25/11/00
60no	Grocott, B	v. Queanbeyan	3/3/01
52no	Fuller, J	v. Weston Creek	10/2/01
50no	McKinnon, G	v. N.C.G.C.C.	9/12/00

BOWLING BEST (5-fors)

O-M-R-W

10-2-23-7	Fuller, J	v. Eastlake	20/1/01
9.5-2-23-5	Lavery, L	v. Tuggeranong	25/11/00
23.1-6-38-5	Fuller, J	v. Queanbeyan	24/2/01
21.5-7-60-5	Fuller, J	v. N.C.G.C.C.	2/12/000

WESTERN DISTRICT CRICKET CLUB INCORPORATED
5TH GRADE CAPTAIN'S REPORT
2000 - 2001

This season was not as good as it should have been. After making both One-day and Two-day Grand Finals last year our aim was to win one this year. Early in the season, with everyone keen, we started quite well with three wins from the first five games. At that point, our original captain Ajay Mehta became unavailable due to work commitments and I took over.

As the season progressed we continued to lose games that should have been won, and it became more difficult to field a side, with the last game having to be forfeited. This was a very disappointing way to finish the season.

I would like to thank Ajay and hope he can play next season. I also thank Dean Hemana and Scotty Longfield for their help throughout the season. Thanks also to Peter Bristol for his assistance with providing junior players, Steve Boltons, and a number of 6th Graders for coming up to play on the turf.

Last year our side produced the Club Champion - this year we did not have a qualifier for the batting and bowling awards. A higher level of commitment is required in future years if we are to be competitive.

See you next year.

Andrew Miller
5th Grade Captain

WESTERN DISTRICT CRICKET CLUB INCORPORATED
5TH GRADE STATISTICS
2000 - 2001

BATTING AND FIELDING

Name	Mtchs	Inngs	N.O.	Runs	Average	H.S.	50s	100s	Ct/Stp
Hemana, D	12	13	0	189	14.54	39	-	-	3
Sloane, G	9	10	0	135	13.50	62	1	-	2
Mehta, A	4	5	0	123	24.60	46	-	-	2
Miller, A	9	9	0	110	12.22	33	-	-	2
Longfield, S	10	11	0	84	7.64	20	-	-	3
Kidd, R	6	6	0	82	13.67	51	1	-	0
Kidd, D	8	10	2	78	9.75	16	-	-	0
Lusted, P	4	4	1	76	25.33	43	-	-	0
Cole, A	8	9	5	76	19.00	24	-	-	1
Hurcum, M	2	4	0	73	18.25	24	-	-	3
Karad, A	4	4	0	66	16.50	20	-	-	1
Cripps, A	3	3	0	61	20.33	46	-	-	4/1
Sattler, C	6	6	1	61	12.20	38	-	-	6/1
Selmes, R	4	4	0	46	11.50	37	-	-	1
Whittaker, G	2	3	0	42	14.00	24	-	-	0
McKinnon, L	4	4	0	40	10.00	30	-	-	2
Moskwa, L	1	1	0	33	33.00	33	-	-	0
Cecere, P	1	1	0	32	32.00	32	-	-	0
Sainsbury, M	3	3	0	31	10.33	20	-	-	0
Boulton, S	1	2	0	27	13.50	26	-	-	0
Ryan, J	3	5	0	27	5.40	14	-	-	2
Bristol, S	4	6	0	27	4.50	12	-	-	2
McGann, M	1	1	0	26	26.00	26	-	-	2
Lavery, L	1	1	0	25	25.00	25	-	-	0
Lillipruun, C	2	3	1	18	9.00	9	-	-	2
Douglas, D	2	3	1	11	5.50	11	-	-	2
King, Garth	2	2	0	9	4.50	9	-	-	3
Mercer, J	1	2	0	9	4.50	9	-	-	0
Russell, M	4	4	4	8	-	3no	-	-	0
Hurcum, L	1	1	0	7	7.00	7	-	-	1
Johns, M	1	2	0	6	3.00	6	-	-	0
Marrosovich, R	1	1	0	5	5.00	5	-	-	0
Brown, M	1	1	0	3	3.00	3	-	-	0
Campbell, S	3	2	0	3	1.50	3	-	-	1

Name	Mtchs	Inngs	N.O.	Runs	Average	H.S.	50s	100s	Ct/Stp
Poidevin, A	1	1	0	2	2.00	2	-	-	0
Chowan, D	1	2	1	1	1.00	1	-	-	0
Bristol, P	1	1	0	1	1.00	1	-	-	0
Roe, A	1	1	0	0	-	0	-	-	0
Poidevin, D	1	1	0	0	-	0	-	-	0

BOWLING

Name	Overs	Mdns	Wkts	Runs	Average	B/B	5W/I	10W/M
Sloane, G	99	41	19	171	9.00	5/4	1	-
Kidd, D	47.1	5	16	174	10.88	4/18	-	-
Longfield, S	81.5	24	10	224	22.40	3/29	-	-
Whittaker, G	30	8	10	73	7.30	8/32	1	-
Selmes, R	42.1	7	9	102	11.33	4/53	-	-
Mehta, A	30	9	8	57	7.13	3/8	-	-
Cole, A	42	5	7	177	25.29	3/40	-	-
Campbell, S	13	1	3	42	14.00	2/30	-	-
Poidevin, D	10	3	3	22	7.33	3/22	-	-
Douglas, D	9	1	2	36	18.00	2/20	-	-
Lusted, P	4.3	0	2	19	9.50	2/13	-	-
Hemana, D	26	2	1	85	85.00	1/10	-	-
Moskwa, L	11.2	1	1	41	41.00	1/20	-	-
Roe, A	3.4	0	1	12	12.00	1/12	-	-
Lavery, L	8	3	1	10	10.00	1/10	-	-
McKinnon, L	5	0	0	30	-	0/15	-	-
Mercer, J	5	1	0	25	-	0/25	-	-
Karad, A	7	3	0	20	-	0/20	-	-
Poidevin, A	10	2	0	19	-	0/19	-	-
King, Garth	3	1	0	16	-	0/16	-	-
Marrosovich, R	4	1	0	10	-	0/10	-	-
Chowan, D	2	0	0	8	-	0/8	-	-
Brown, M	3	1	0	4	-	0/4	-	-
Kidd, R	0.1	0	0	4	-	0/4	-	-
Johns, M	1	0	0	1	-	0/1	-	-

TOP TEN BATTING PARTNERSHIPS - BY WICKET

1 st	99	Lusted, P (43) and Cripps, A (46)	v. N.C.G.C.C. 28/10/00
2 nd	89	Kidd, R (51) and Sloane, G (62)	v. Ginninderra 16/12/00
3 rd	22	Sloane, G (62) and Longfield, S (17)	v. Ginninderra 16/12/00
4 th	40	Miller, A (30) and Karad, A (20)	v. N.C.G.C.C. 2/12/00
5 th	38	Mehta, A (36) and Sloane, G (9)	v. A.N.U. 21/10/00
6 th	46	Cecere, P (32) and Mehta, A (46)	v. Tuggeranong 7/10/00
7 th	26	Bristol, S (12) and Sattler, C (17no)	v. Ginninderra 16/12/00
8 th	30	Whittaker, G (14) and Kidd, D (15no)	v. Weston Creek 17/02/01
9 th	24	Kidd, D (5) and Sattler, C (38)	v. Queanbeyan 13/01/01
10 th	54	McKinnon, L (30) and Cole, A (24no)	v. Eastlake 20/01/01

BATTING BEST (50s)

62	Sloane, G	v. Ginninderra	16/12/00
51	Kidd, R	v. Ginninderra	16/12/00

BOWLING BEST (5-fors)

O-M-R-W

18-7-32-8	Whittaker, G	v. Weston Creek	10/02/01
10-7-4-5	Sloane, G	v. N.C.G.C.C.	28/10/00

WESTERN DISTRICT CRICKET CLUB INCORPORATED
6TH GRADE CAPTAIN'S REPORT
2000 - 2001

At time of printing, this report and season's statistics were unavailable.

JAMISON HI – GRADE MEATS

**SUPPORTERS OF WESTERN DISTRICT
CRICKET CLUB**

FOR ALL YOUR QUALITY MEATS

TELEPHONE: 62512653

**SHOP 5, JAMISON SHOPPING CENTRE
MACQUARIE ACT 2614**

WESTERN DISTRICT CRICKET CLUB INCORPORATED
WOMEN'S REPORT
2000 - 2001
PREMIERS
MINOR PREMIERS (Undefeated)

Western District women's cricket team continues to be the premier team in the local competition with an undefeated season. And in the process some new records were established:

- during the 24 seasons of women's competition, Wests have competed in 21, winning 15 premierships;
- fourteen of those premierships are from the past 15 seasons;
- the side is premiers for the eighth consecutive season (1993/94 to 2000/01);
- Kris Britt created new levels in the number of runs scored in a game with 188 in round 9, following up with 210 in round 10;
- Kris also broke the record number of runs scored in a season with 938; and
- three batting partnerships were also broken in the season:
 - Kris Britt and Katharine Brown making 270 for the first wicket partnership in round 9 versus Tuggeranong;
 - Sarah-Jane Moore and Simone Osborne scoring 121 for the fourth wicket partnership in round 10 versus Bookham;
 - Sarah-Jane Moore and Trish Jean scoring 115 for the sixth wicket partnership in round 15 versus Bookham.

Recruited to the 2000/01 season's team were Simone Osborne and Kelly Brett (from indoor cricket), Belinda Demy-Geroe (new player), and Elizabeth Howell and Natalie Meszes joining Wests from Eastlake Juniors for senior cricket experience. These gains were offset by the retirements of Caley Armstrong and Ashleigh Nock, and interstate moves for Julie Grant, Helen Tournier and Melissa Kells.

On a sadder note, the Women's team lost one of its foundation members with the passing of Margaret Hall in Rockhampton, Qld. Wests captain Sarah-Jane Moore attended Margaret's funeral. A minutes silence was observed by the Western District and Weston Creek teams, officials and spectators prior to

commencement of play in round 11 (4 February). Black armbands were worn throughout the game. These observances were repeated in round 14 (25 February), when the Bookham and Wests teams paid their respects to the 'Don'.

Wests women won the major A.C.T.C.A Women's awards for the 2000/01 season. Sarah-Jane Moore took out the bowling award with Kristine Britt winning the batting award and player of the season. Simone Osborne won the Sarah Hodgson new player award.

And due to the strength of the Wests Women's team, we had many players representing the A.C.T at various championships during the season:

A.C.T Senior Women's Representatives

Sarah-Jane Moore (Captain), Katharine Brown (Vice captain), Simone Osborne, Kristine Britt, Melissa Campbell, Hannah Stanley, Trish Jean, Kathryn Reilly and Rebecca Iffland.

A.C.T Under 19 Representatives

Kristine Britt (Captain), Hannah Stanley, Natalie Meszes and Elizabeth Howell.

A.C.T Under 17 Representatives

Hannah Stanley, Elizabeth Howell and Natalie Meszes.

In addition, Kris Britt is a member of the Australian Women's Under 23 squad and Hannah Stanley won selection into the Under 17 Australian Schoolgirls squad. Congratulations go to both players for being recognised for their cricketing potential and dedication.

SUMMARY OF THE GRAND FINAL

The Grand Final was played at Boomanulla Oval on 11 March 2001 between minor premiers Western District, and Weston Creek.

Weston Creek's captain Ianthe Astley-Boden won the toss and elected to bat. At the completion of the second over, Weston Creek were 1/11 with Anna Stewart run out for 1. Ianthe then took to the bowling, hitting three quick fours but was out leg before in the seventh over for 25 runs with the score 2/35. Further Weston Creek wickets went cheaply in the eighth, tenth and 14th overs, to be 5/54. At this stage Kelly Brett had two wickets, with Kath Brown and Kris Britt one each. Then Rachel Tokley and Genevieve O'Keefe put on a 30 run 6th wicket partnership, the fall of Tokley's wicket seeing M McNamara join O'Keefe for a 25 run 7th wicket partnership. At 7/118 in the 35th over, Bernie Moroney

joined McNamara at the crease and they took it to 146 in the 43rd over. Kris Britt captured her second wicket when Moroney popped up a catch to Kath Brown. Weston Creek proceeded to be all out in the 49th over for 160 runs, M MacNamara top scoring with 43 and Kath Brown taking three wickets.

Kris Britt and Kath Brown then opened the batting for Wests in a confident manner, averaging four runs per over until the ninth over when Kath was out lbw for 10 with the score 1/35. Kathryn Reilly made six runs before being stumped in the 12th over (2/46) and then four overs later, Kris Britt was given out controversially for 42 (3/67). Kelly Brett and Melissa Campbell teamed together for the fourth wicket partnership of 25 before Melissa failed to make her ground to be run out. Kelly also failed to make her crease in the 29th over with Westies in the box seat at 5/109 and plenty of batting to follow.

Captain Sarah-Jane Moore and Simone Osborne settled in and gradually whittled away the runs required until in the 44th over when S-J was caught for 28, eight runs short of celebrations. Trish Jean joined Simone and in the 46th over the premiership was Westies with a well-deserved win.

The 2000-2001 final was an entertaining match played in the spirit of good sportsmanship.

My thanks to the players, parents and supporters of the Western District Women's team, a team that has continually changed over the years but always with a diverse range of ages (14 to 30+), cricket experience and abilities that manage to blend and play together very competitively. The senior players are to be congratulated for passing on their enthusiasm and technical knowledge to the juniors and new players. In particular, 'S-J', Kath and Kris make the manager/coach role very enjoyable and rewarding. The Western District Women's team continues to be a wonderful group of cricket lovers.

Ashley Heddle
Women's Vice-President

WOMEN'S GRAND FINAL 2000/2001
WESTERN DISTRICT V. WESTON CREEK
AT BOOMANULLA OVAL, 11 MARCH 2001

WESTON CREEK INNINGS

	How out	Bowler	Runs
I Astley-Boden	lbw	K Brown	25
A Stewart	run out		1
A Jones	bowled	K Brett	6
J Austin	ct S-J Moore	K Britt	14
M Chown	ct K Britt	K Brett	0
R Tokley	bowled	S-J Moore	20
G O'Keefe	ct K Reilly	S-J Moore	26
M McNamara	ct S-J Moore	K Brown	43
B Moroney	ct K Brown	K Britt	2
T Bell	bowled	K Brown	4
L De Hoog	not out		0
K Dawson	did not bat		
Sundries			19
Total			160 off 48.1 overs

Western District Bowling

	O	M	R	W
K Brown	5.1	1	23	3
K Brett	10	0	38	2
H Stanley	3	1	9	0
K Britt	10	3	17	2
K Reilly	10	0	38	0
S-J Moore	10	2	23	2

WESTERN DISTRICT INNINGS

	How out	Bowler	Runs
K Britt	bowled	G O'Keefe	42
K Brown	lbw	M Chown	10
K Reilly	stp B Moroney	G O'Keefe	6
K Brett	run out		22
M Campbell	run out		10
S-J Moore	ct A Jones	R Tokley	28
S Osborne	not out		13
T Jean	not out		7
H Stanley	did not bat		
N Meszes	did not bat		
R Iffland	did not bat		
E Howell	did not bat		
Sundries			23
Total			6/161 off 45.1 overs

Weston Creek Bowling

	O	M	R	W
A Jones	5	0	25	0
R Tokley	9.1	0	24	1
M Chown	10	1	33	1
M McNamara	9	1	29	0
G O'Keefe	5	0	25	2
T Bell	7	2	19	0

RESULT: WESTERN DISTRICT WON BY 4 WICKETS

WESTERN DISTRICT CRICKET CLUB INCORPORATED
WOMEN'S CLUB AWARDS
2000 - 2001
PREMIERS
MINOR PREMIERS (Undefeated)

BATTING

		<u>Innings</u>	<u>Not-out</u>	<u>Runs</u>	<u>Average</u>
1 st	Kristine Britt	11	1	938	93.80
2 nd	Simone Osborne	7	3	214	53.50
3 rd	Melissa Campbell	8	1	226	32.29

Batting Achievements

Kristine Britt 210, 188, 109, 106
Simone Osborne 113

The DUCK award: Jointly by Belinda Demy-Geroe and Brianna Stubbs (with two 'what happened' events each).

BOWLING

		<u>Mtch</u>	<u>Overs</u>	<u>Maidens</u>	<u>Runs</u>	<u>Wkts</u>	<u>Average</u>
1 st	Sarah-Jane Moore	11	58.3	19	99	27	3.67
2 nd	Kristine Britt	12	91	19	215	27	7.96
3 rd	Katharine Brown	10	51.2	17	100	12	8.33

Bowling Achievements

O-M-R-W

3.2-3-1-5 Sarah-Jane Moore Round 10
6-1-7-5 Kristine Britt Round 2
8-1-16-5 Kathryn Reilly Round 7

WESTERN DISTRICT CRICKET CLUB INCORPORATED
WOMEN'S STATISTICS
2000 - 2001
PREMIERS
MINOR PREMIERS (Undefeated)

Of 12 games played

BATTING AND FIELDING

Name	Mtchs	Inngs	N.O.	Runs	Average	H.S.	50s	100s	Ct/Stp
Britt, K	12	11	1	938	93.80	210	2	4	9
Campbell, M	11	8	1	226	32.29	70	1	-	2/5
Osborne, S	11	7	3	214	53.50	113	-	1	2
Moore, S-J	11	6	5	192	192.00	74	1	-	8
Brown, K	10	8	0	133	16.62	67	1	-	4
Reilly, K	8	6	1	84	16.80	22	-	-	6
Brett, K	4	3	0	66	22.00	22	-	-	5
Jean, T	10	5	1	57	14.25	35	-	-	4/1
Meszes, N	9	7	5	42	21.00	9	-	-	0
Howell, E	11	6	4	27	13.50	15	-	-	0/1
Iffland, R	6	2	0	14	7.00	11	-	-	4
Stubbs, B	11	3	0	13	4.33	13	-	-	1
Bright, P	1	1	1	8	-	8no	-	-	0
Jean, S	2	2	0	8	4.00	8	-	-	0
Stanley, H	10	2	1	6	6.00	3	-	-	3
Demy-Geroe, B	10	5	1	3	0.75	1	-	-	0
Thompson, C	1	0	0	0	-	-	-	-	0

BOWLING

Name	Overs	Mdns	Wkts	Runs	Average	B/B	5W/I	10W/M
Moore, S-J	57.5	19	27	99	3.67	5/1	1	-
Britt, K	91	19	27	215	7.96	5/7	1	-
Reilly, K	63.1	15	14	133	9.50	5/16	1	-
Brown, K	51.2	17	12	100	8.25	3/10	-	-
Stanley, H	51	10	9	136	15.11	3/25	-	-
Brett, K	30.4	7	8	94	11.75	4/10	-	-
Howell, E	18	3	5	63	12.60	1/3	-	-
Meszes, N	10	2	3	17	5.67	1/1	-	-
Stubbs, B	8	2	3	14	4.67	1/1	-	-
Iffland, R	12	2	2	41	20.50	1/8	-	-
Demy-Geroe, B	4	0	1	29	29.00	1/20	-	-
Campbell, M	4	0	0	14	-	0/5	-	-
Jean, S	2	0	0	16	-	0/16	-	-
Jean, T	5	0	0	39	-	0/14	-	-
Thompson, C	1	0	0	1	-	0/1	-	-

BEST BATTING PARTNERSHIPS - SEASON 2000/01

1 st	270	Britt, K and Brown, K	v. Tuggeranong
2 nd	131	Britt, K and Osborne, S	v. Bookham
3 rd	69	Britt, K and Campbell, M	v. NCGCC
4 th	121	Osborne, S and Moore, S-J	v. Bookham
5 th	141	Britt, K and Campbell, M	v. NCGCC
6 th	115	Moore, S-J and Jean, T	v. Bookham
7 th	25*	Moore, S-J and Bright, P	v. Bookham
8 th	18*	Howell, L and Meszes, N	v. Weston Creek
9 th	4	Britt, K and Moore, S-J	v. NCGCC
10 th	not applicable - no 10 th wicket partnership during season		

* Undefeated Partnership

WESTERN DISTRICT CRICKET CLUB INCORPORATED
VETERANS' REPORT
2000 - 2001

Season 2000-2001 was somewhat disappointing for the Wests Veterans team for a number of reasons.

Initially the weather was our bug-bear with the first three games of the season being washed out. These games were rescheduled after Christmas, but again one of these, against Norths, was washed out.

When we did get to play, our performances were not as good as they could have been. The team won only one game against Ginninderra. We had a tight tussle against Queanbeyan only to be again interrupted by rain, with Queanbeyan going on to win by one after an amended run requirement.

During the year, 19 players turned out for Wests Veterans. Six of these were new players who had not had any previous connection with Wests Cricket Club. The new players were Brad Tepper, Michael Ford, Michael Bennett, Bob Hitchcock, Geoff Besgrove and Mark Slater. All these players made a good contribution to the team with Michael Ford doing well with the bat and Brad Tepper showing good form with the ball.

Other notable performances during the year included:

- Ashley Weston with the bat, scoring 69 runs at an average of 23. 'Shearer' also made his debut as a bowler for Westies. After taking 1/8 of two overs against Tuggeranong, he was thrown the new ball against Queanbeyan. His season's figures were 1/28 off three overs;
- Mike Sainsbery showing consistent form with the ball, finishing with seven wickets at an average of 9.29; and
- Greg Besomo's allrounder skills, which has made him a legend at both Waverley Cricket Club and Wests. Greg averaged 16.33 with the bat and took three wickets at 11.66.

Despite not performing as well as we would have liked, the team still enjoyed the games and the camaraderie of meeting new people and old foes.

However, if we are going to be serious about competing in the Veterans competition we need to recruit a bigger list of players who are prepared to make the commitment to turn up and play. In a couple of games this year we only had ten players. In a competition that allows you to use 13 players per game, this doesn't help your performance.

In the off-season we need to make a concerted effort to identify some former players in the 35 to 45 years age bracket who want to be involved and whom are prepared to commit to 4 or 5 games per season.

The Veterans team appreciates the support of the Management Committee and would particularly like to thank Ben Keens and the curators at both Aranda and Kaleen Ovals for their assistance during the season. We look forward to an improved season in 2001/2002.

Ken Norris
Veterans' Convenor

<p style="text-align: center;">WESTERN DISTRICT CRICKET CLUB INCORPORATED VETERANS' STATISTICS 2000 - 2001</p>

Of five games played

BATTING

Player	Matches	Runs	Average	Wickets	Runs	Average
Norris, K	4	75	18.75	2	32	16.00
Weston, A	4	69	23.00	1	28	28.00
Besomo, G	3	49	16.33	3	35	11.66
Ford, M	4	49	49.00	0	2	-
McNichol, R	5	40	10.00	3	94	31.33
Rowe, C	1	32	32.00	0	15	-
Tepper, B	4	26	6.50	3	31	10.33
Beacroft, G	1	25	25.00	0	20	-
Gelding, G	2	15	7.50	1	17	17.00
Sainsbery, M	4	10	5.00	7	65	9.29
Slater, M	1	9	-	1	18	18.00
Jones, D	4	8	8.00	1	52	52.00
Brady, S	2	7	3.50	0	18	-
Hitchcock, B	3	6	3.00	0	3	-
Bennett, M	2	4	4.00			
Beauchamp, G	2	3	1.50	0	16	-
Wall, G	1	3	3.00			
Brady, M	1	2	2.00	1	14	14.00
Besgrove, G	1	-	-	-	-	-

WESTERN DISTRICT CRICKET CLUB INCORPORATED
JUNIORS' REPORT
2000 - 2001

The 2000-01 cricket season was a very successful year for the Evatt/Western District Junior Cricket Club, both on and off the field. Four teams progressed to the grand finals and triumphed, there was an increase in parent involvement and together with the Senior Club we embarked upon a program to aid the development of players and their transition into the grade ranks of W.D.C.C.

Close to 250 players registered with the juniors and it is pleasing to note that newcomers to our area over the Christmas break contacted committee members seeking placement for their children. In most cases we were able to find a suitable team.

In the non-competitive levels, we fielded at least two teams in each age group and coaches and managers reported good levels of player and parent participation. A number of coaches and managers continued their roles from last season and their dedication and enthusiasm are appreciated.

With support of members of the Senior Club, a number of Under 15, 16 and 18 players filled in when vacancies occurred in grade ranks. During the season, a joint coaching and development committee made up of members of both the senior and junior clubs was formed. We look forward to the participation of more of our junior players and thank Mick Brady for getting the ball rolling.

A big thank you also goes to Darren Richards (Junior Liaison Officer), who coordinated joint senior and junior activities, including training and placement of junior players into senior ranks.

The success of our competitive sides has been excellent. The Under 12 Division 2, Under 14 Division 1, Under 15 Division 2 and Under 18 Division 2 sides all won their grand finals. This meant a 100% success rate of those teams who made it into the finals.

The A.C.T Junior Cricket Association again chose representative sides in the Under 10 to Under 16 age groups, and we had a number of players in the different age groups selected to represent the A.C.T. Indeed, John Rogers (pictured below), from the Under 14 Division 1 side, was chosen as the A.C.T Junior Player of the Year. Congratulations, John.

At the Club level, we had the first three players in our history to achieve the 150 game milestone. Also, a number of players received awards for achieving 50 and 100 game milestones. This has been possible because we have conducted a successful Have-A-Go program for a long time now and many of these players have had the opportunity to play more than one game per weekend.

Our Have-A-Go players and their parents enthusiastically participated in the development of the skills so necessary for later age groups. A special thank you goes to the coordinator of the program, Annegret Ludwig, as well as to her chief helpers for making the sessions so helpful, whilst creating a good time for all.

This year our Have-A-Go group celebrated ten years of cooperation between what were once two separate clubs, Western District and Evatt, and our Club has sponsors who provide player awards and perpetual trophies. On behalf of the Club, I thank Eagle Boys Pizza Belconnen, Video Ezy Belconnen, McDonalds Charnwood and Deans Trophies, Mitchell.

Finally, I acknowledge the hard work of the Executive Committee, General Committee, Age Group Coordinators, coaches and managers. Without these people our Club could not operate as successfully as it has. Especially notable has been the work of Colin Rogers who set up our Club's web-site and manages the many updates to it. It is an interesting and informative site and can be accessed at <http://www.pcug.org.au/~rogeco/EW/EWmain.htm>.

Hilary Brettell
President
Evatt/Western District Junior Cricket Club



JOHN ROGERS

(Under 14 Division 1 side)

A.C.T JUNIOR PLAYER OF THE YEAR

WESTERN DISTRICT CRICKET CLUB INCORPORATED
HONORARY TREASURER'S REPORT
AND FINANCIAL STATEMENTS
(FOR THE YEAR ENDED 30 APRIL 2001)

Given the imminent relocation of the Club's home ground fixtures to Jamison Oval in season 2001/2002, it was extremely important that the Club establish a sound financial springboard during season 2000/2001 to meet the substantial relocation costs associated with the move. With this factor in mind, it is with pleasure that I submit the Audited Financial Statements for the Club for the year ended 30 April 2001, which discloses an annual operating surplus of \$10,700.

Grants and Sponsorships

The result is a tremendous one for the Club. However, it could not have been achieved without substantial financial support from third parties. They were the *Western District Rugby Union Club Inc.*, *Henderson Homes Pty Limited* and *Jamison High Grade Meats*.

Extensive liaison with the *Western District Rugby Union Club* secured a \$12,000 development grant that is vital to funding various Club overheads, including:

- ❑ maintaining subscription fees at reasonable levels;
- ❑ funding ongoing capital improvement commitments;
- ❑ funding curation costs for Aranda and Kaleen Ovals; and
- ❑ funding of the Jamison Oval relocation.

The grant may be increased by up to \$5,000 on the basis that the Cricket Club provides a minimum of one (1) table for a minimum of four (4) functions per year. Given this caveat, it is imperative that our Club acknowledges the Rugby Union Club's contribution on an ongoing basis, and I urge all players to attempt to contribute their time to attending these functions wherever possible.

The efforts of Jon Fuller secured a major sponsor for the Club in *Henderson Homes Pty Limited*, its Managing Director being Club veteran Craig Henderson. The sponsorship of \$10,000 has underpinned the Club's overall surplus for the year and the Committee has elected to set aside \$8,000 of the sponsorship toward refurbishing the practice facilities at Aranda, and funding the purchase of some capital equipment associated with the Jamison relocation.

Jamison High Grade Meats has again extended support to the Club via a \$300 sponsorship and provision of meat for Club barbecues at discount rates. We thank the proprietors for their generosity and encourage Club members to utilise their services wherever possible.

From a financial and development perspective we acknowledge the tremendous support that all of the above sponsors have given to the Club during the year, and it is important that we continue to nurture these relationships and return our support in kind wherever possible.

Subscriptions

Subscription fees were increased for season 2000/2001. However, overall collection of approximately \$17,000 was some \$2,000 less than budget, mainly attributable to a poor collection of 6th Grade fees, and a higher than anticipated uptake by senior players of the early payment discount option. Subscription fees were as follows:

	<i>2000/2001</i>	<i>1999/2000</i>	<i>% Increase</i>
Full Senior (Discount)	\$340 (\$300)	\$300 (\$285)	13%
Subsidised Senior (Discount)	\$250 (\$220)	\$235 (\$220)	6%
Senior Women (Part Season)	\$200 (\$15/game)	\$160 (\$15/game)	25%

Senior men's subscriptions were increased to cover the cost of the imposition of GST from 1 July 2000 with a weighting toward full seniors (13% increase) rather than the subsidised players, being students and the unemployed (6% increase). Senior women's subscriptions increased by 25% on the full season amount to bring them into line with men's subscriptions on a pro-rata playing time basis, and also to absorb the imposition of GST. It should be noted, however, that the Committee maintained the \$15 per game rate for women, partially mitigating the lump sum increase.

Debtors collection in general was much improved from season 1999/2000, with the Committee taking a far more positive stance to enforcing the 'no pay, no play' policy. This could not have been enforced without the dogged efforts of Geoff McKinnon, who assisted throughout the season with fee collection. It is not an enviable task, but Geoff carried it out with aplomb, and I thank him sincerely for his commitment.

However, one negative was the abysmal subscription levels of 6th Grade. Due to difficulties getting a team on the field from one week to next, the Club relied on some 40 players during the season. Most of these players played no more than one or two games, and subsequently disappeared. It is highly recommended that 6th Grade fees for next year be levied on a per game basis and be collected weekly.

Club Expenditure

An analysis of the main items of club expenditure for 2000/2001 reveals the following:

- ❑ A.C.T Cricket Association Fees were nil for 2000/2001 as they have been waived. However, this reduction was offset by a corresponding drop in grants from the A.C.T.C.A for the year;
- ❑ A.C.T Ground Hire of \$6,045 was in line with budget (\$6,450), whilst Umpire Fees \$3,625 were substantially less than budget (\$5,800);
- ❑ Total Equipment costs of \$5,101 were less than budget (\$6,500), attributable mainly to a drop in kit equipment costs;
- ❑ Ground Maintenance costs of \$5,880 were less than budget (\$7,000), attributable to a drop in repair and maintenance costs on Aranda & Kaleen Ovals.

Overall, the maintenance of overheads was encouraging, and more than offset the lower than expected subscription collections referred to above.

Further Grants

Subsequent to the end of the Club's financial year there have been other very important developments:

- ❑ the Committee secured a \$25,000 grant from the A.C.T Bureau of Sport and Recreation, to assist in the purchase of capital equipment associated with the Jamison Oval relocation; and
- ❑ the Committee secured a \$3,000 Australian Cricket Board grant, which will be set aside to fund the purchase of new covers for Jamison Oval.

Securing these grants is a tremendous achievement for both the Club and the Belconnen community in terms of securing first class facilities for the Belconnen region, and brings to fruition the Jamison relocation that the Committee has been ruminating on for the prior 20 years. Our sincere thanks are extended to both organisations for all their assistance.

In conclusion, I would like to thank the Committee for their ongoing support and acknowledgment of the importance of the treasury function. Further, it would be remiss of me if I did not also acknowledge Chris Evans, Ben Keens, Peter Widdup, and James and Alexis Harrison, who assisted in various financial matters and tasks during the season.

MARCUS COSGRAVE
Honorary Treasurer



CHARTERED ACCOUNTANTS

MANAGEMENT CONSULTANTS

GPO Box 1955, Canberra, A.C.T. 2601
1st Floor, 19 - 23 Moore Street, Turner A.C.T. 2612
Telephone (02) 6247 6200 Facsimile (02) 6257 6655
E-mail: walterturnbull@waltturn.com.au
www.waltturn.com.au

**AUDITORS' REPORT FOR THE MEMBERS OF
WESTERN DISTRICT CRICKET CLUB INC**

Scope

We have audited the financial report, being a special purpose financial report, of Western District Cricket Club Inc. for the year ended 30 April 2001 as set out on the following pages. The Committee is responsible for the financial report and has determined that the accounting policies used and described in Note 1 to the financial statements, which form part of the financial report, are appropriate to meet the requirements of the Associations Incorporations Act (1991) and are appropriate to meet the needs of members. We have conducted an independent audit of this financial report in order to express an opinion to the members of Western District Cricket Club Inc. No opinion is expressed as to whether the accounting policies used are appropriate to the needs of the members.

The financial report has been prepared for the purpose of fulfilling the requirements of the Associations Incorporation Act (1991). We disclaim any assumption of responsibility for any reliance on this report or on the financial report to which it relates to any person other than members, or for any other purpose other than for which it was prepared.

Our audit has been conducted in accordance with Australian Auditing Standards. Our procedures included examination, on a test basis, of evidence supporting the amounts disclosed in the financial report. These procedures have been undertaken to form an opinion on whether, in all material respects, the financial report is presented fairly in accordance with the accounting policies described in Note 1 so as to present a view which is consistent with our understanding of the Club's financial position, and performance as represented by the results of its operations and cash flows. These policies do not require the application of all Accounting Standards and other mandatory professional reporting requirements in Australia.

The audit opinion expressed in this report has been formed on the above basis.

Audit Opinion

In our opinion, the financial report presents fairly in accordance with the accounting policies described in Note 1 to the financial statements, the financial position of Western District Cricket Club Inc. as at 30 April 2001 and the results of its operations for the year then ended.

A handwritten signature in black ink, appearing to read 'Shane Bellchambers'.

Shane Bellchambers
Partner
Walter & Turnbull
Chartered Accountants

Canberra, ACT
3 July 2001

WESTERN DISTRICT CRICKET CLUB INC


STATEMENT BY MEMBERS OF THE COMMITTEE
FOR THE YEAR ENDED 30 APRIL 2001


The Committee has determined that the association is not a reporting entity and this special purpose financial report should be prepared in accordance with the accounting policies outlined in Note 1 to the financial statements.

In the opinion of the Committee the financial report as set out on the following pages:

- (a) presents fairly the financial position of Western District Cricket Club Inc. as at 30 April 2001 and its performance for the year ended on that date;
- (b) at the date of this statement, there are reasonable grounds to believe that Western District Cricket Club Inc. will be able to pay its debts as and when they fall due.

This statement is made in accordance with a resolution of the Committee and is signed for and on behalf of the Committee by:

 _____ Darryle Macdonald (Senior Vice President)

 _____ Marcus Cosgrave (Treasurer)

Canberra, 2 July 2001

WESTERN DISTRICT CRICKET CLUB INC

INCOME AND EXPENDITURE STATEMENT FOR THE YEAR ENDED 30 APRIL 2001

	<i>Note</i>	<i>2001</i>	<i>2000</i>
Income		\$	\$
Total Subscriptions	5	16,568	16,100
Sale of Stock		430	1,085
Interest Received		241	(8)
Grant Income		12,000	12,000
Fund Raising and Social Functions		2,755	3,201
Sponsorships		10,300	750
Other		30	3,105
Total Income		42,324	36,233
Cost of Goods Sold			
Opening Stock		1,420	1,420
Add: Purchases		1,528	1,828
Less: Closing Stock		(2,067)	(1,420)
Total Cost of Goods Sold		881	1,828
Expenditure			
Administration Costs		2,610	2,285
Affiliation Fees		997	3,300
Audit Fees		750	250
Bank Charges		85	49
Clothing Purchases (Not For Sale)		718	63
Coaching and Training Costs		351	1,000
Equipment - Ball Purchases		4,576	4,620
Equipment - Other		525	238
Ground Hire		6,045	5,819
Ground Maintenance - Curator Fees		4,560	2,834
Ground Maintenance - Repairs		1,320	2,166
Social Functions		3,144	3,527
Travel Expenses		1,438	738
Umpires Fees		3,625	5,239
Total Expenditure		30,744	32,128
Operating Surplus/(Deficit)		10,699	2,277

The accompanying notes form part of this financial report.

WESTERN DISTRICT CRICKET CLUB INC

BALANCE SHEET AS AT 30 APRIL 2001

	<i>Note</i>	<i>2001</i> \$	<i>2000</i> \$
Current Assets			
Cash at bank	2	19,109	17,797
Receivables	3	15,515	1,575
Stock		<u>2,067</u>	<u>1,420</u>
Total Current Assets		<u>36,691</u>	<u>20,792</u>
 Total Assets		 <u>36,691</u>	 <u>20,792</u>
 Current Liabilities			
Sundry creditors		-	350
Other	4	<u>8,050</u>	<u>2,500</u>
Total Current Liabilities		<u>8,050</u>	<u>2,850</u>
 Total Liabilities		 <u>8,050</u>	 <u>2,850</u>
 Net Assets		 <u>28,641</u>	 <u>17,942</u>
 Members' Funds			
Operating surplus		10,699	2,277
Accumulated funds brought forward		17,942	15,665
		<u>28,641</u>	<u>17,942</u>

The accompanying notes form part of this financial report.

WESTERN DISTRICT CRICKET CLUB INC

STATEMENT OF CASH FLOWS FOR THE YEAR ENDED 30 APRIL 2001

	2001 \$	2000 \$
Cash Flows From Operating Activities		
Receipts from members and customers	16,144	30,733
Grants received	12,000	12,000
Interest Received	241	-
Payments to suppliers	<u>(27,073)</u>	<u>(41,895)</u>
Net Cash Provided by Operating Activities	<u>1,312</u>	<u>838</u>
Net Increase (Decrease) In Cash Held	1,312	838
Cash At The Beginning Of The Year	<u>17,797</u>	<u>16,959</u>
Cash At The End Of The Year	<u><u>19,109</u></u>	<u><u>17,797</u></u>

The accompanying notes form part of this financial report.

WESTERN DISTRICT CRICKET CLUB INC

NOTES TO AND FORMING PART OF THE ACCOUNTS FOR THE YEAR ENDED 30 APRIL 2001

1. Statement of Significant Accounting Policies

This financial report is a special purpose financial report prepared in order to satisfy the financial reporting requirements of the Associations Incorporation Act (1991). The Committee has determined that the association is not a reporting entity.

The financial report has been prepared in accordance with the requirements of the Associations Incorporation Act (1991) and the following Australian Accounting Standards:

AAS 5 Materiality
AAS 8 Events Occurring After Reporting Date

No other applicable Accounting Standards, Urgent Issues Group Consensus Views or other authoritative pronouncements of the Australian Accounting Standards Board have been applied.

The financial report has been prepared on historic costs and does not take into account changing money values or, except where specifically stated, current valuations of non-current assets.

	2001	2000
	\$	\$
2. Cash		
Cash Management Account - St George	19,109	12,276
Savings Account - St George	-	1,878
Term Deposit - St George	-	3,643
	<u>19,109</u>	<u>17,797</u>
3. Receivables		
Player Debtors	1,215	1,575
WDRUC Debtors	11,000	-
Other Debtors	3,300	-
	<u>15,515</u>	<u>1,575</u>

WESTERN DISTRICT CRICKET CLUB INC

NOTES TO AND FORMING PART OF THE ACCOUNTS FOR THE YEAR ENDED 30 APRIL 2001

	2001 \$	2000 \$
4. Other Current Liabilities		
Accrued Audit Fees	550	-
Unearned Grant Income - WDRUC	5,000	-
Unexpended Grants	<u>2,500</u>	<u>2,500</u>
	<u>8,050</u>	<u>2,500</u>
5. Subscriptions		
Subscriptions	20,890	16,100
Discounts Given	(3,662)	-
Bad Debts	<u>(660)</u>	<u>-</u>
Total Subscriptions	<u>16,568</u>	<u>16,100</u>

CLUB HISTORY (MEN'S)

<p style="text-align: center;">WESTERN DISTRICT CRICKET CLUB INCORPORATED CLUB PERPETUAL AWARDS ALL YEARS</p>
--

	Ken Fry Trophy for Club Champion	WDCC Trophy for Most Improved	Peter Rudge Trophy for Club Sticker
1970-71	No Trophy	No Trophy	Reed, W
1971-72	No Trophy	Gelding, G	Patterson, W
1972-73	No Trophy	Bonnet, P	Evans, S
1973-74	No Trophy	Stonebridge, B	Smith, S E
1974-75	No Trophy	Harding, A	Casey, A
1975-76	No Trophy	Balkin, K	Moore, D
1976-77	Rowe, C	Willett, B	Marshall, M
1977-78	Garrity, G	Meek, A	Rogers, R
1978-79	Winter, R	Croker, G	Gelding, G
1979-80	Peacock, B	Bryant, S	Murray, P
1980-81	Garrity, G	Michelle, S	Rogers, R
1981-82	Moore, D	Pyke, J	Matthews, D
1982-83	Garrity, G	Garrity, M	O'Sullivan, G
1983-84	Wall, G	Clark, J	Cook, P
1984-85	Pyke, D	Garrity, M	Brady, M
1985-86	Croker, G	Le Riche, M	Brady, M
1986-87	Metcalfe, D	Pyne, R	Davidson, N
1987-88	Norris, K	Broadbent, S	Norris, K
1988-89	Croker, G	Healy, B	Besomo, G
1989-90	Broadbent, S	Thomas, M	Hall, B
1990-91	Clark, J	White, S	Wheeler, E
1991-92	Garrity, I	Armstrong, T	Clark, J
1992-93	Macdonald, D	Hara, B	Burge, D
1993-94	Day, M	Boyle, J	Macdonald, D
1994-95	Robinson, M	Bushell, R	Fuller, J
1995-96	Garrity, I	Cook, G	Shepherd, J
1996-97	Clark, J	Broers, M	Heddle, A
1997-98	Hara, B	Richards, D	McKinnon, A
1998-99	White, S	Keens, B	Foenander, J
1999-00	Sloane, G	Widdup, P	Mehta, A
2000-01	Jones, A	Jones, A	Cosgrave, M

	Bob McMullan Trophy for Most Wickets	Bob O'Callaghan Trophy for Most Runs
1994-95	Thornton, D	Bushell, R
1995-96	Ward, N	Garrity, I
1996-97	Voros, J	Clark, J
1997-98	Jess, D	Hara, B
1998-99	Keens, B	Hara, B
1999-00	Jensen, J	Garrity, I
2000-01	Keens, B	Jones, A

<p style="text-align: center;">WESTERN DISTRICT CRICKET CLUB INCORPORATED CLUB RECORDS ALL YEARS</p>

LEADING RUN SCORERS

5,281	Garrity, I
5,246	Croker, G
4,939	Macdonald, D
4,449	Clark, J
4,354	Hara, B
3,962	Henderson, C
3,436	Cosgrave, M
3,218	Smith, S E
3,014	Murphy, M
2,936	White, S

LEADING WICKET TAKERS

324	Garrity, G
316	Macdonald, D
314	Moore, D
297	Neal, R
292	Thornton, D
265	Macdonald, A
237	Broadbent, S
235	Gelding, G
232	Keens, B
208	Dockrill, B

LEADING CATCHES / STUMPINGS

202 / 37	Rowe, C
165 / 11	Henderson, C
158 / 1	Clark, J
112 / 12	Willett, B
108 / 8	Casey, A
92 / 20	Cook, D
89 / 23	Lacey, G
105 / 2	Croker, G
98	Garrity, G
78 / 6	Robinson, M

MATCHES

229	Clark, J
221	Croker, G
209	McKinnon, G
190	Beauchamp, G
177	Macdonald, D
172	Broadbent, S
170	Murphy, M
168	Garrity, I
161	Fuller, J
160	Henderson, C

BEST BATTING AVERAGES

(Minimum 750 runs)

40.52	Pyke, D
40.44	Khan, T
36.17	Garrity, I
34.65	Peacock, B
33.52	Besomo, G
31.86	Macdonald, D
31.30	Garrity, M
29.62	Hara, B
29.31	Lindenmayer, D
28.49	Irvine, A

BEST BOWLING AVERAGES

(Minimum 75 wickets)

8.95	Moore, D
10.30	Quigg, G
10.60	Kiernan, D
10.75	Sloane, G
11.09	Balkin, K
11.29	Neal, R
11.54	Allan, R
11.59	Reeson, R
11.71	Chibnall, R
11.91	Peppink, F

WESTERN DISTRICT CRICKET CLUB INCORPORATED
BEST BATTING PARTNERSHIPS
ALL YEARS

Wicket	Total	Batsmen & Contribution	Established
1st Grade			
1 ^{st**}	187*	Garrity, I (89no) & Hara, B (92no)	v. Ginninderra 28/11/99
2 nd	151	Beacroft, G (97) & O'Neill, D (46)	v. A.N.U 1/12/79
3 ^{rd**}	299	Garrity, I (180) & Macdonald, D (147no)	v. Ginninderra 95/96
4 ^{th**}	292	Macdonald, D (140no) & Macdonald, V (151)	v. C.N.D 92/93
5 th	129	Rogers, R (78) & Munt, D (51)	v. Queanbeyan 13/11/76
6 ^{th**}	203	Macdonald, D (88) & Macdonald, V (115)	v. Sth Canberra 20/3/92
7 th	121	Henderson, C (54) & Wall, G (57)	v. A.N.U 5/3/83
8 th	98	Rowe, C (63) & Moore, D (33)	v. A.N.U 10/10/81
9 th	78	Reed, W (42) & Kelaher, D (36)	v. Queanbeyan 28/2/70
10 ^{th**}	89*	Brady, M (53no) & Shea, P (34no)	v. A.N.U 8/12/84
2nd Grade			
1 st	103	Pattinson, W (56) & Harden, R (45)	v. South Woden 3/3/73
	103	Webster, N (66) & Bushell, R (33)	v. Tuggeranong 93/94
2 nd	166	Blackshaw, W (87) & Pyne, R (71)	v. Queanbeyan 7/3/87
3 rd	142	Penny, W (77) & Ellis, R (55no)	v. A.N.U 28/2/88
4 th	143	Macdonald, D (69) & Gill, G (66)	v. Ginninderra 2/11/85
5 th	141	Cristofani, V (93) & Samarcq, R (44)	v. East Canberra 13/3/77
6 th	118	Gelding, G (67) & Driscoll, T (48)	v. South Woden 8/3/80
7 th	102	O'Malley, D (65) & Bradley, R (26)	v. Ginninderra 17/3/84
8 th	91	Garrity, G (70) & Crockart, D (21)	v. A.N.U 11/10/80
9 th	85	Blackshaw, R (38) & Ellis, R (40)	v. Ginninderra 22/11/86
10 th	77	Cecere, R (97) & Roberts, P (16no)	v. Ginninderra 94/95
3rd Grade			
1 st	165	Blackshaw, W (100) & O'Sullivan, G (53no)	v. Ginninderra 2/2/85
2 nd	147	Jones, S (57) & Wray, G (98)	v. N.C.A 95/96
3 rd	145	Cosgrave, M (70) & Quinlivan, D (73no)	v. Weston Creek 3/3/84
4 th	136	White, S (71) & Miller, S (100no)	v. Ginninderra 94/95
5 th	99	White, S (52) & Cosgrave, M (44)	v. Weston Creek 6/2/00
6 th	135	Hagan, P (95no) & Bonett, P (35)	v. Nth Suburbs 23/11/74
7 th	99	Hinds, S (66) & Jess, D (36)	v. Queanbeyan 24/2/01
8 th	105	Brady, S (42) & Jess, D (92)	v. A.N.U 93/94
9 th	83	Wootten, M (53) & Jensen, J (26)	v. Queanbeyan 13/1/01
10 th	74	Martin, P (31) & Harbick, A (37)	v. Queanbeyan 8/3/87

* Denotes Unbeaten Partnership

** Denotes Club Record for that Wicket

Wicket	Total	Batsmen & Contribution	Established
4th Grade			
1 st	118	Grocott, B (58) & Huleatt, P (55)	v. Queanbeyan 13/12/97
2 ^{nd**}	209	Heath, A (101no) & Jones, F (94)	v. A.N.U 9/12/84
3 rd	187	Bailey, T (91) & Lewis, R (146no)	v. A.N.U 94/95
4 th	141	McPhillips, S (78) & McKinnon, G (37no)	v. Tuggeranong 7-14/2/98
5 th	138	Delaney, M (74) & Richards, D (74no)	v. Queanbeyan 95/96
6 th	114	Fisher, G (56) & Peacock, B (55)	v. Weston Creek 16/2/80
7 ^{th**}	150*	Fuller, J (43no) & Cecere, P (100no)	v. Ginninderra 11-18/3/00
8 th	81	Walker, R (44) & Scott, R (27)	v. Nth Suburbs 25/1/86
9 th	106	Abeyaratne, R (88) & Jensen, J (15no)	v. South Canberra 96/97
8 th	81	Walker, R (44) & Scott, R (27)	v. Nth Suburbs 25/1/86
5th Grade			
1 st	141	Roberts, J (70) & Swanson, R (60)	v. City 27/1/73
2 nd	112	Clapp, C (45) & Simotas, W (56)	v. Woden Valley 16/2/85
3 rd	111	Wyche, R (48) & Middleton, D (60)	v. Queanbeyan 8/3/87
4 th	189*	Besomo, G (140no) & O'Brien, P (34no)	v. City 12/3/88
5 ^{th**}	271*	Richards, D (166no) & Mehta, A (105no)	v. Ginninderra 18/3/00
6 th	100	Kidd, R (48) & Broers, M (66)	v. A.N.U 95/96
7 th	113	Wilson, R (13) & Houston, B (93)	v. Tuggeranong 26/1/87
8 ^{th**}	124	Longfield, S (80) & Kidd, R (41)	v. N.C.G.C.C. 25/3/00
9 th	94	Qureshi, A (54) & Taylor, J (32)	v. Queanbeyan 3/11/84
10 th	57	Scott, D (29) & Short, J (23)	v. Eastern Suburbs 2/3/85

TOP TEN BATTING PARTNERSHIPS - BY WICKET

Wicket	Runs	Batsmen & Contribution - Grade	Established
1 st	187*	Garrity, I (89no) & Hara, B (92no) - 1 st	v. Ginninderra 28/11/99
2 nd	209	Heath, A (101no) & Jones, F (94) - 4 th	v. A.N.U 9/12/84
3 rd	299	Garrity, I (180) & Macdonald, D (147no) - 1 st	v. Ginninderra 95/96
4 th	292	Macdonald, D (140no) & Macdonald, V (151)-1 st	v. C.N.D 92/93
5 th	271*	Richards, D (166no) & Mehta, A (105no) - 5 th	v. Ginninderra 18/3/00
6 th	203	Macdonald, D (88) & Macdonald, V (115) - 1 st	v. South Canberra 20/3/92
7 th	150*	Fuller, J (43no) & Cecere, P (100no) - 4 th	v. Ginninderra 11-18/3/00
8 th	124	Longfield, S (80) & Kidd, R (41) - 5 th	v. N.C.G.C.C. 25/3/00
9 th	106	Abeyaratne, R (88) & Jensen, J (15no) - 4 th	v. South Canberra 96/97
10 th	89*	Brady, M (53no) & Shea, P (34no) - 1 st	v. A.N.U 8/12/84

* Denotes Unbeaten Partnership

** Denotes Club Record for that Wicket

TOP TEN BATTING PARTNERSHIPS - BY RUNS

Runs	Batsmen & Contribution - Grade - Wicket	Established
1) 299	Garrity, I (180) & Macdonald, D (147no) - 1 st - 3 rd	v. Ginninderra 95/96
2) 292	Macdonald, D (140no) & Macdonald, V (151) - 1 st - 4 th	v. C.N.D 92/93
3) 271*	Richards, D (166no) & Mehta, A (105no) - 5 th - 5 th	v. Ginninderra 18/3/00
4) 209	Heath, A (101no) & Jones, F (94) - 4 th - 2 nd	v. A.N.U 9/12/84
5) 203	Macdonald, D (88) & Macdonald, V (115) - 1 st - 6 th	v. South Canberra 20/3/92
6) 189*	Besomo, G (140no) & O'Brien, P (34no) - 5 th - 4 th	v. City 12/3/88
7) 187*	Garrity, I (89no) & Hara, B (92no) - 1 st - 1 st	v. Ginninderra 28/11/99
8) 187	Bailey, T (91) & Lewis, R (146no) - 4 th - 3 rd	v. A.N.U 94/95
9) 183*	Garrity, I (162no) & Macdonald, D (77no) - 1 st - 4 th	v. Eastlake 11/12/99
10) 166	Blackshaw, W (87) & Pyne, R (71) - 2 nd - 2 nd	v. Queanbeyan 7/3/87

* Denotes Unbeaten Partnership

WESTERN DISTRICT CRICKET CLUB INCORPORATED
PREVIOUS OFFICE BEARERS
ALL YEARS

Season	Patron	President	Secretary	Treasurer
1969 - 70	-	Rudge, P	Wheeler, E	Stark, M
1970 - 71	-	Stark, M	Wheeler, E	Reed, W
1971 - 72	Stark, M	Buckley, L	Canney, I G	Quinane, M
		Blundell, G		
1972 - 73	-	Blundell, G	Gelding, G W	Pattinson, W
1973 - 74	Hon F Stewart MP	Blundell, G	Gelding, G W	Pattinson, W
1974 - 75	Hon F Stewart MP	Smith, S E	Casey, A J	Dockrill, B G
1975 - 76	K Fry MP	Gelding, G W	Casey, A J	Dockrill, B G
1976 - 77	K Fry MP	Gelding, G W	Casey, A J	Dockrill, B G
1977 - 78	K Fry MP	Gelding, G W	Munt, D P	Garrity, G P
1978 - 79	K Fry MP	Gelding, G W	Murray, P D	Garrity, G P
1979 - 80	K Fry MP	Gelding, G W	Murray, P D	Garrity, G P
1980 - 81	K Fry MP	Gelding, G W	Murray, P D	Garrity, G P
		Boardman, W		
1981 - 82	K Fry MP	Boardman, W	Matthews, D	Garrity, G P
1982 - 83	K Fry MP	Boardman, W	Matthews, D	Garrity, G P
1983 - 84	K Fry MP	Gelding, G W	Matthews, D	Garrity, G P
1984 - 85	Rudge, P F	Gelding, G W	O'Brien, P J	Garrity, G P
1985 - 86	Rudge, P F	Gelding, G W	Garrity, G P	Scott, R C
			Davidson, N A	
1986 - 87	Rudge, P F	Boardman, W	Hunt, D M	Middleton, A
		Norris, K		Besomo, G
1987 - 88	Rudge, P F	Norris, K	Hunt, D M	Besomo, G
1988 - 89	Rudge, P F	Rapley, A	Hunt, D M	Besomo, G
1989 - 90	Garrity, G P	Brady, M	Clark, J	Besomo, G
	Rudge, P F			
1990 - 91	Garrity, G P	Brady, M	Matthews, D	Bushell, G
1991 - 92	B Stefaniak MLA	Brady, M	Pauley, D	Burge, D
1992 - 93	-	Brady, M	Pauley, D	Burge, D
1993 - 94	Hon B McMullan MP, & Clyde, B	Brady, M	Shepherd, J	Burge, D
1994 - 95	Hon B McMullan MP	Brady, M	Brady, S	Besomo, G
1995 - 96	Hon B McMullan MP & B Stefaniak MLA	Brady, M	Brady, S	Besomo, G
1996 - 97	Hon B McMullan MP & B Stefaniak MLA	Brady, M	McDonald, T	Besomo, G
1997 - 98	Hon B McMullan MP & B Stefaniak MLA	Brady, M	McDonald, T	Besomo, G
1998 - 99	Hon B McMullan MP & B Stefaniak MLA	Brady, M McDermott, D	Robertson, B	Bellchambers, S
1999 - 00	Hon B McMullan MP & B Stefaniak MLA	Brady, M	Beauchamp, G	Cook, G
2000 - 01	Hon B McMullan MP & B Stefaniak MLA	Garrity, G P	Evans, C	Cosgrave, M

WDCC Senior Men's Player Career Statistics

Name	Mat	Imm	NO	Run	Ave	HS	50's	100's	Cat	Stump	Balls	Maid	Runs	Wkts	Ave	Best	5WI	10WI	10W/M	R/O	S/R
ABELL, Graeme	25	26	7	260	13.68	64	1	0	9	0	2072	81	819	47	17.43	5/64	1	0	0	2.4	44
ABEYARATNE, Gyan	4	4	0	16	4.00	8	0	0	0	0	0	0	0	0	0	0	0	0	0	0	0
ABEYARATNE, Rukshan	56	53	11	555	13.21	88	1	0	14	0	3298	137	1317	88	14.97	7/49	3	0	1	2.4	37
ALLAN, R	78	81	16	1297	19.95	106no	3	1	36	0	5695	115	2020	175	11.54	7/16	11	0	0	2.1	33
ALLEN, Paul	33	32	4	478	17.07	63	1	0	13	0	2249	89	1090	43	25.35	5/44	1	0	0	2.9	52
ALLEN, Will	62	65	8	796	13.96	72	1	0	28	0	3382	108	1660	77	21.56	8/44	1	0	0	3	44
ANDREWS, Barry	63	71	7	1231	19.23	99	4	0	14	0	42	3	20	0	0	0/20	0	0	0	2.9	0
ARKLE, Peter	40	33	6	129	4.78	25	0	0	4	0	2157	63	1202	69	17.42	6/27	2	0	0	3.3	31
ARMSTRONG, Andrew	33	35	8	521	19.30	58	2	0	8	0	234	2	207	4	51.75	1/19	0	0	0	5.3	59
ARMSTRONG, Tom	46	45	1	738	16.77	107no	2	1	15	0	225	10	131	8	16.38	3/28	0	0	0	3.5	28
ARNOULD, Phil	2	2	1	0	0.00	0	0	0	0	0	60	0	69	2	34.5	2/55	0	0	0	6.9	30
ASHENDEN, M	9	8	3	105	21.00	42	0	0	4	0	73	1	79	1	79	1/34	0	0	0	6.5	73
AYRE, S	24	29	4	178	7.12	27	0	0	5	0	6	0	3	0	0	0/3	0	0	0	3	0
BAILEY, Scott	35	28	5	168	7.30	35no	0	0	13	0	2520	67	1211	58	20.88	7/28	1	0	0	2.9	43
BAILEY, Tony	150	155	18	2160	15.77	106no	5	1	53	0	5499	195	2497	147	16.99	5/18	5	0	1	2.7	37
BAIRD, S	37	39	2	794	21.46	83no	3	0	18	0	1150	28	610	37	16.49	6/45	1	0	0	3.2	31
BAKER, Warwick	14	15	3	192	16.00	29	0	0	10	3	0	0	0	0	0	0	0	0	0	0	0
BALKIN, K	53	59	13	850	18.48	72	4	0	23	0	3604	82	1420	128	11.09	3/8	7	0	0	2.4	28
BARATTA, Joe	48	47	3	788	17.91	86no	4	0	24	0	206	3	188	5	37.60	4/25	0	0	0	5.5	41
BARNES, Chris	54	59	8	865	16.96	56	1	0	25	0	1898	70	796	39	20.41	8/68	0	0	0	2.5	49
BARNES, Michael	29	23	9	233	16.64	49	0	0	9	0	2410	82	1049	66	15.89	5/15	4	0	0	2.6	37
BEACROFT, Greg	80	90	19	1961	27.62	135no	9	1	34	0	1098	28	439	25	17.56	7/38	1	0	0	2.4	44
BEAUCHAMP, Garry	190	229	36	2188	11.34	70	2	0	36	0	6166	114	3274	181	18.09	7/38	7	0	0	3.2	34
BELLCHAMBERS, Shane	76	79	9	1141	16.30	84no	3	0	2	0	2086	42	1044	52	20.08	5/22	3	0	0	3	40
BERRIMAN, David	21	16	4	62	5.17	22	0	0	3	0	384	5	331	8	41.38	2/33	0	0	0	5.2	48
BESOMO, Greg	37	34	9	838	33.52	202no	3	1	12	0	3023	193	976	58	16.83	5/28	2	0	0	1.9	52
BICE, J	43	48	5	502	11.67	58	1	0	37	0	2566	59	1012	59	17.15	7/17	2	0	0	2.4	43
BICE, M	11	12	1	152	13.82	41	0	0	5	0	594	16	266	18	14.78	4/25	0	0	0	2.7	33
BLACK, A	21	21	1	476	23.80	76	3	0	15	0	480	18	228	19	12.00	4/6	0	0	0	2.9	25
BLACKSHAW, Rodney	49	45	20	210	8.40	38	0	0	5	0	3453	103	1537	79	19.46	5/25	3	0	0	2.7	44
BLACKSHAW, Warren	104	115	13	2168	21.25	129no	10	2	53	3	84	2	37	2	18.50	2/2	0	0	0	2.6	42
BLAIR, David	28	26	8	207	11.50	35no	0	0	6	0	1545	47	769	51	15.08	4/21	0	0	0	3	30
BLAIR, N	29	35	3	275	8.59	39no	0	0	3	0	288	8	148	7	21.14	2/2	0	0	0	3.1	41
BLAKE, Allan	37	37	12	132	5.28	18	0	0	7	0	1679	56	949	60	15.82	5/20	3	0	0	3.4	28
BLUNDELL, G	57	76	13	763	12.11	49	0	0	42	10	24	0	18	1	18.00	1/2	0	0	0	4.5	24

Name	Mat	Inn	NO	Run	Ave	HS	50's	100's	Cat	Stump	Balls	Maid	Runs	Wkts	Ave	Best	SWT	10WT	10WMT	R/O	S/R
BOARDMAN, Wayne	62	53	13	583	14.57	67	1	0	21	0	5049	231	1632	119	13.71	7/21	6	0	0	1.9	42
BOLTON, S	30	25	3	229	10.41	55no	1	0	13	0	255	0	298	5	59.60	2/32	0	0	0	7	51
BONNETT, P	86	112	11	1621	16.05	100no	4	1	36	0	64	0	47	2	23.50	1/11	0	0	0	4.4	32
BOTTARO, Phil	15	14	4	496	49.60	88	4	0	4	0	24	2	14	0	0	0/14	0	0	0	3.5	0
BOULTON, Steve	40	27	5	239	10.86	26	0	0	15	0	102	1	84	2	42.00	2/9	0	0	0	4.9	51
BOURKE, B	35	36	3	318	9.64	39no	0	0	5	0	585	7	376	14	26.86	3/8	0	0	0	3.9	42
BOYLE, Jacob	122	124	13	1614	14.54	103no	4	1	47	0	3267	88	1762	84	20.98	5/25	1	0	0	3.2	39
BRADLEY, Mark	42	43	9	562	16.53	82	1	0	16	0	2740	86	1363	53	25.72	5/16	1	0	0	3	52
BRADLEY, Peler	116	135	11	2271	18.31	82	10	0	35	0	66	2	59	2	29.50	2/13	0	0	0	5.4	33
BRADLEY, Rob	72	74	12	1190	19.19	101	3	1	31	0	344	1	201	12	16.75	4/25	0	0	0	3.5	29
BRADY, Mick	74	55	15	688	16.70	69no	3	0	14	0	5948	293	2225	131	16.98	5/12	3	0	0	2.2	45
BRADY, Simon	84	81	7	1217	16.45	76	2	0	17	0	60	0	49	0	0	0/49	0	0	0	4.9	0
BRANDENBURG, Chris	15	16	2	320	22.86	90no	2	0	11	0	18	1	5	0	0	0/5	0	0	0	1.7	0
BRANT, Adam	14	9	2	78	11.14	22	0	0	2	0	762	30	363	28	12.96	6/15	2	0	0	2.9	27
BRAZELL, K	52	70	5	863	13.28	55	1	0	23	0	6	0	2	0	0	0/2	0	0	0	2	0
BREWER, R	25	27	4	419	18.22	73	2	0	43	4	24	0	16	0	0	0/16	0	0	0	4	0
BRISTOL, P	1	1	0	1	1.00	1	0	0	0	0	0	0	0	0	0	0	0	0	0	0	0
BRISTOL, S	4	6	0	27	4.50	12	0	0	2	0	0	0	0	0	0	0	0	0	0	0	0
BRITT, Kris	1	1	0	0	0.00	0	0	0	0	0	54	2	26	1	26.00	1/26	0	0	0	2.9	54
BROADBENT, Paul	41	40	12	483	17.25	72	3	0	10	0	2771	119	1129	70	16.13	6/24	3	0	0	2.4	40
BROADBENT, Steve	172	178	23	2582	16.66	108	6	1	65	0	10047	271	5282	237	22.29	7/91	12	0	0	3.2	42
BROERS, Matt	88	90	2	1906	21.66	87	10	0	40	0	794	20	398	18	22.11	5/2	1	0	0	3	44
BROWN, M	1	1	0	3	3.00	3	0	0	0	0	18	1	4	0	0	0/4	0	0	0	1.3	0
BRYANT, Steve	54	52	23	324	11.17	32no	0	0	21	0	5035	230	1665	125	13.32	6/19	3	0	0	2	40
BUCKLEY, L	28	37	8	489	16.86	43no	0	0	10	0	64	0	45	1	45.00	1/10	0	0	0	4.2	64
BULKELEY, Luke	46	48	12	273	7.58	26	0	0	20	0	2003	70	941	49	19.20	4/17	0	0	0	2.8	41
BURGE, David	70	84	5	1297	16.42	136	2	2	30	0	426	7	273	12	22.75	4/25	0	0	0	3.9	36
BUSH, Graeme	79	75	12	1297	20.59	79	4	0	30	0	6675	161	3268	133	24.57	5/60	3	0	0	2.9	50
BUSHELL, Graeme	16	16	1	303	20.20	48	0	0	3	0	417	20	159	14	11.36	3/6	0	0	0	2.3	30
BUSHELL, Rick	102	108	7	2134	21.13	132no	8	1	38	0	352	3	298	18	16.56	4/73	0	0	0	5.1	20
CALLAGHAN, Daniel	26	18	5	114	8.77	35	0	0	11	0	1380	46	666	33	20.18	3/31	0	0	0	2.9	42
CAMARA, Stuart	21	21	1	446	22.30	87	2	0	5	0	30	1	15	0	0	0/15	0	0	0	3	0
CAMBELL, S	3	2	0	3	1.50	3	0	0	1	0	78	1	42	3	14.00	2/30	0	0	0	3.2	26
CANDLIN, G	13	12	2	140	14.00	62no	1	0	9	0	210	7	116	9	12.89	3/20	0	0	0	3.3	23
CANNEY, Ian	70	88	4	1642	19.55	102	5	1	42	0	6616	140	2555	179	14.27	7/31	9	0	3	2.3	37
CARMODY, Andrew	78	57	13	424	9.64	50	1	0	18	0	3358	100	1814	86	21.09	6/45	2	0	0	3.2	39

Name	Mat	Inn	NO	Run	Ave	HS	50's	100's	Cat	Stump	Balls	Maid	Runs	Wks	Ave	Best	5WI	10WI	10WMI	R/O	S/R
CARNEY, D	34	44	10	531	15.62	86no	1	0	9	0	1440	77	638	48	13.29	6/35	2	0	0	2.7	30
CASEY, A	81	75	23	353	6.79	33no	0	0	108	8	0	0	0	0	0	0	0	0	0	0	0
CECERE, Marco	46	43	0	545	12.67	80	1	0	13	0	689	5	669	28	23.89	3/12	0	0	0	5.8	25
CECERE, Paul	81	86	9	1338	17.38	100no	4	1	31	0	1169	34	675	34	19.85	4/22	0	0	0	3.5	34
CECERE, Rocco	43	42	6	654	18.17	97	4	0	42	7	450	7	296	12	24.67	1/21	0	0	0	4	38
CHIBNALL, R	43	51	4	576	12.26	75	2	0	10	0	3228	75	1183	101	11.71	7/34	7	0	0	2.2	32
CHOWAN, D	1	2	1	1	1.00	1	0	0	0	0	12	0	8	0	0	0/8	0	0	0	4	0
CLAPP, Chrits	80	89	7	1828	22.29	115no	11	1	41	1	749	16	458	27	16.96	6/33	1	0	0	3.7	28
CLARK, Jeff	229	256	24	4449	19.18	104no	12	1	158	1	4725	145	2169	137	15.83	6/35	4	0	0	2.8	34
CLARK, Trevor	53	51	4	970	20.64	61	5	0	23	0	346	6	220	9	24.44	2/19	0	0	0	3.8	38
CLARKE, Rob	12	10	2	77	9.63	35	0	0	6	0	442	14	258	21	12.29	4/40	0	0	0	3.5	21
CLEARY, Damien	36	39	5	684	20.12	120no	0	1	13	0	516	11	262	15	17.47	3/13	0	0	0	3	34
CLOUT, James	61	52	20	293	9.16	45	0	0	16	0	3524	117	1720	78	22.05	5/42	3	0	0	2.9	45
COE, B	50	47	13	353	10.38	29	0	0	26	0	4615	97	1785	127	14.06	7/34	8	0	0	2.3	36
COLE, Anthony	20	17	7	117	11.70	24	0	0	5	0	846	24	430	15	26.67	4/20	0	0	0	3	56
COLLIER, Lindon	9	9	1	82	10.25	27	0	0	0	0	276	2	209	8	26.13	2/20	0	0	0	4.5	35
COLLINS, Ian	16	9	6	28	9.33	16no	0	0	5	0	876	19	444	23	19.30	4/50	0	0	0	3	38
CONNELL, B	1	2	0	6	3.00	6	0	0	0	0	24	0	11	0	0	0/11	0	0	0	2.8	0
CONNELL, Mark	9	11	0	99	9.00	17	0	0	5	0	282	8	181	7	25.86	3/22	0	0	0	3.9	40
CONSTANTINE, F	56	51	4	691	14.70	112	1	1	24	0	1946	53	1098	79	13.90	5/17	1	0	0	3.4	25
CONWAY, Gerald	32	33	5	643	22.96	117no	3	1	8	0	1119	39	543	31	17.52	4/17	0	0	0	2.9	36
COOK, G	29	28	6	135	6.14	28	0	0	4	0	553	3	526	17	30.94	4/24	0	0	0	5.7	33
COOK, Graeme	96	82	18	728	11.38	39	0	0	16	0	6066	208	2674	140	19.10	5/6	1	0	0	2.6	43
COOK, Peter	63	69	8	864	14.16	46	0	0	30	0	894	21	444	23	19.30	4/50	0	0	0	3	39
COOK, S	22	21	1	197	9.85	28	0	0	8	0	348	6	309	8	38.63	3/20	0	0	0	5.3	44
COONAN, Damien	11	10	0	100	10.00	33	0	0	3	0	495	11	269	9	29.89	2/16	0	0	0	3.3	55
CORDEN, S	21	17	3	73	5.21	15	0	0	4	0	457	2	491	15	32.73	4/51	0	0	0	6.5	30
COSGRAVE, Joshua	18	19	3	420	26.25	67	4	0	5	0	246	2	136	7	19.43	2/16	0	0	0	3.3	35
COSGRAVE, Marcus	153	167	15	3436	22.61	125	17	2	62	14	314	10	201	8	25.13	2/21	0	0	0	3.8	39
CRAFT, T	11	13	6	72	10.29	25	0	0	1	0	798	25	393	7	56.14	2/11	0	0	0	3	114
CRICK, P	11	12	5	56	8.00	20	0	0	5	0	1120	22	359	40	8.98	10/23	1	0	0	1.9	28
CRIPPS, Ashley	40	31	8	488	21.22	78	2	0	43	3	36	0	38	1	38.00	1/32	0	0	0	6.3	36
CRISTOFANI, Vic	41	48	9	909	23.31	103no	5	1	13	0	1072	21	441	20	22.05	4/16	0	0	0	2.5	54
CROCKHART, D	22	27	0	452	16.74	75	2	0	6	0	488	7	329	15	21.93	3/62	0	0	0	4.2	31
CROKER, Glen	221	235	18	5246	24.18	124no	24	7	105	2	8110	259	3406	197	17.29	6/25	6	0	0	2.5	41
DALEY, B	19	22	2	159	7.95	36	0	0	3	0	517	14	270	19	14.21	6/23	1	0	0	3.1	27
DATTA, Viv	4	5	0	44	8.80	21	0	0	2	0	42	1	36	1	36.00	1/36	0	0	0	5.1	42

Name	Mat	Inn	NO	Run	Ave	HS	50's	100's	Cat	Stump	Balls	Maid	Runs	Wks	Ave	Best	SWI	10WT	10WM	R/O	S/R
DAVIDSON, Neil	79	75	8	1640	24.48	123no	6	1	37	0	636	39	229	7	32.71	3/16	0	0	0	2.2	91
DAVIS, S	52	49	6	726	16.88	57no	3	0	19	0	2285	59	1372	78	17.59	5/26	2	0	0	3.6	29
DAY, Michael	28	24	5	558	29.37	83	3	0	15	0	2088	95	851	34	25.03	5/47	1	0	0	2.5	61
DELANY, E	27	31	2	396	13.66	54no	1	0	11	0	2401	38	982	59	16.64	7/44	3	0	0	2.5	41
DENNETT, G	18	15	5	63	6.30	22no	0	0	7	0	882	19	536	18	29.78	4/36	0	0	0	3.7	49
DERRICK, Chris	10	8	3	144	28.80	42	0	0	2	0	644	31	252	23	10.96	4/15	0	0	0	2.4	28
DOCKERILL, B	67	64	22	377	8.98	32no	0	0	12	0	6344	120	2491	208	11.98	9/45	8	0	1	2.4	31
DONKIN, R	1	0	0	0	0.00	0	0	0	0	0	12	0	11	0	0	0/11	0	0	0	5.5	0
DOSSAN, J	13	6	3	6	2.00	3	0	0	1	0	426	16	181	14	12.93	5/28	1	0	0	2.6	30
DOUGLAS, David	3	4	1	32	10.67	21	0	0	3	0	12	0	9	1	9.00	1/9	0	0	0	4.5	12
DOWLING, J	19	20	1	170	8.95	52	1	0	6	0	726	15	370	14	26.43	3/15	0	0	0	3.1	52
DOWLING, P	10	12	3	47	5.22	16	0	0	2	0	252	11	96	2	48.00	1/6	0	0	0	2.3	126
DUNN, A	14	7	6	47	47.00	11no	0	0	4	0	517	23	165	11	15.00	3/7	0	0	0	1.9	47
DUNN, Matt	22	21	5	134	8.38	33	0	0	12	0	1112	20	692	31	22.32	5/71	1	0	0	3.7	36
DUNSTAN, J	15	18	2	122	7.63	30	0	0	5	0	30	0	25	0	0	0/25	0	0	0	5	0
DUNSTONE, C	10	15	0	225	15.00	42	0	0	6	0	198	2	90	6	15.00	3/23	0	0	0	2.7	33
DURICK, Daniel	11	14	0	152	10.86	30	0	0	8	0	54	0	26	1	26.00	1/26	0	0	0	2.9	54
DURICK, Kevin	30	30	3	172	6.37	29no	0	0	8	0	744	14	509	26	19.58	3/19	0	0	0	4.1	29
EASTMAN, Murray	36	39	5	420	12.35	57	1	0	22	12	18	1	15	1	15.00	1/15	0	0	0	5	18
EDDINGTON, J	13	15	0	121	8.07	19	0	0	0	0	1086	34	493	25	19.72	5/77	1	0	0	2.7	43
ELLIOTT, N	14	15	3	247	20.58	68	1	0	1	0	12	0	17	0	0	0/17	0	0	0	8.5	0
ELLIS, M	33	35	5	153	5.10	26	0	0	12	0	3277	126	1376	71	19.38	6/37	2	0	0	2.5	46
ELLIS, Rod	51	54	8	1061	23.07	69no	6	0	18	0	168	4	109	3	36.33	3/52	0	0	0	3.9	56
ETHERINGTON, G	13	12	0	256	21.33	46	0	0	3	0	18	1	6	1	6.00	1/6	0	0	0	2	18
EVANS, Chris	87	85	14	878	12.37	69	1	0	22	0	3907	136	1874	106	17.68	7/39	1	0	0	2.9	37
EVANS, G	40	48	11	478	12.92	86	1	0	11	0	224	6	88	4	22.00	3/65	0	0	0	2.4	56
EVERSTON, D	1	1	0	5	5.00	5	0	0	0	0	6	0	14	0	0	0/14	0	0	0	14	0
EVERSTON, Glen	27	32	2	430	14.33	52no	1	0	2	0	25	0	15	1	15.00	1/0	0	0	0	3.6	25
FINLEY, S	1	1	1	0	0.00	0no	0	0	0	0	12	0	23	0	0	0/23	0	0	0	11.5	0
FISHER, G	36	44	4	321	8.03	41	0	0	5	0	1744	30	806	43	18.74	7/34	2	0	0	2.8	41
FLAHERTY, Kevin	31	18	10	46	5.75	12no	0	0	6	0	2358	123	831	33	25.18	4/54	0	0	0	2.1	71
FOENANDER, Jerome	64	64	2	1197	19.31	86	4	0	16	0	2215	64	1010	42	24.05	6/78	2	0	0	2.7	53
FOULSTONE, D	61	81	5	696	9.16	33	0	0	10	0	2982	61	1339	85	15.75	4/3	0	0	0	2.7	35
FRANCIS, John	30	38	9	278	9.59	21	0	0	27	9	54	1	21	0	0	0/21	0	0	0	2.3	0
FREDERICKS, C	40	58	8	396	7.92	32no	0	0	5	0	2960	48	1278	75	17.04	6/9	1	0	0	2.6	39
FULFORD, Ian	34	24	10	136	9.71	21no	0	0	8	0	1766	52	895	39	22.95	5/41	1	0	0	3	45

Name	Mat	Inn	NO	Run	Ave	HS	50's	100's	Cat	Stump	Balls	Maid	Runs	Wks	Ave	Best	SWI	10WT	10W/M	R/O	S/R
FULLER, Jon	161	151	17	2152	16.06	95	6	0	59	0	5955	213	2580	151	17.09	7/23	5	0	0	2.6	39
GARLAND, Mark	52	48	9	589	15.10	59	2	0	31	0	4650	200	1936	71	27.27	4/25	0	0	0	2.5	65
GARRATT, D	20	13	7	66	11.00	16	0	0	11	0	1110	40	549	14	39.21	2/10	0	0	0	3	79
GARRITY, David	48	59	10	917	18.71	66	1	0	23	0	183	6	97	6	16.17	3/19	0	0	0	3.2	31
GARRITY, Gerald	154	167	26	2890	20.50	107	8	2	98	0	12067	551	3951	324	12.19	9/25	15	0	2	2	37
GARRITY, Ian	168	169	23	5281	36.17	180	21	9	70	0	6430	272	2771	124	22.35	6/48	3	0	0	2.6	52
GARRITY, Mark	63	63	13	1565	31.30	86	8	0	36	0	450	6	255	13	19.62	5/28	1	0	0	3.4	35
GELDART, G	38	57	17	309	7.73	36	0	0	7	0	1200	15	594	35	16.97	6/36	2	0	0	3	34
GELDING, Geoff	152	164	20	1989	13.81	102no	3	1	69	0	8355	155	3725	235	15.85	7/66	9	0	1	2.7	36
GIFFARD, Charles	20	19	2	213	12.53	74	1	0	3	0	444	14	212	8	26.50	2/31	0	0	0	2.9	56
GIFFARD, Peter	13	11	6	86	17.20	26no	0	0	4	0	726	20	386	23	16.78	6/49	1	0	0	3.2	32
GILL, Greg	114	129	7	2518	20.64	107	12	2	47	0	254	1	188	1	188	1/21	0	0	0	4.4	254
GLASBY, Alan	22	23	3	296	14.80	78	1	0	2	0	1151	29	570	28	20.36	4/29	0	0	0	3	41
GLEESON, D	1	1	0	14	14.00	14	0	0	0	0	6	0	6	0	0/6	0	0	0	0	6	0
GODDARD, Paul	28	18	4	155	11.07	34	0	0	10	0	1666	69	706	51	13.84	6/23	2	0	0	2.5	33
GODDARD, R	1	0	0	0	0.00	0	0	0	0	0	12	0	11	0	0	0/11	0	0	0	5.5	0
GRAHAM, A	20	24	2	196	8.91	47	0	0	5	0	1446	32	580	39	14.87	4/22	0	0	0	2.4	37
GRAHAM, John	66	60	8	585	11.25	48no	0	0	22	0	2455	81	1323	58	22.81	8/69	3	0	0	3.2	42
GROOOTT, Brett	73	79	8	1693	23.85	158	9	2	17	0	1666	66	700	41	17.07	3/8	0	0	0	2.5	41
GUNTON, C	14	12	5	43	6.14	12no	0	0	6	0	907	37	289	20	14.45	3/10	0	0	0	1.9	45
GUY, Jamie	2	2	0	47	23.50	44	0	0	1	0	42	0	26	1	26	1/26	0	0	0	3.7	42
HAGAN, P	25	33	8	527	21.08	100no	1	1	11	0	8	0	3	0	0	0/3	0	0	0	2.3	0
HALL, Adam	53	50	10	679	16.98	84no	2	0	28	0	887	22	535	18	29.72	2/21	0	0	0	3.6	49
HALL, Dwane	91	91	11	1544	19.30	120no	6	1	38	0	356	10	283	4	70.75	2/36	0	0	0	4.8	89
HALL, M	56	46	14	486	15.19	48no	0	0	20	0	5734	140	1881	130	14.47	6/17	7	0	3	2	44
HALL, Trent	58	61	11	409	8.18	49	0	0	13	0	1955	81	877	49	17.90	5/21	1	0	0	2.7	40
HAMBRIDGE, Andrew	10	10	1	171	19.00	46	0	0	3	0	708	22	432	17	25.41	4/100	0	0	0	3.7	42
HAMILTON, I	53	59	16	298	6.93	35no	0	0	12	0	5088	115	1824	141	12.94	7/8	8	0	3	2.2	36
HANLEY, Barney	2	2	1	0	0.00	0	0	0	0	0	60	0	69	2	34.50	2/69	0	0	0	6.9	30
HANLON, R	12	8	3	134	26.80	54no	1	0	18	1	78	1	48	2	24.00	1/18	0	0	0	3.7	39
HAQUE, Tan vir	38	31	9	227	10.32	28	0	0	11	0	2997	128	1284	74	17.35	6/19	3	0	0	2.6	41
HARA, Bruce	149	163	16	4354	29.62	145	22	7	69	0	1698	51	845	37	22.84	6/33	2	0	0	3	46
HARBICK, Andrew	43	44	17	761	28.19	73no	2	0	27	0	2093	61	1087	51	21.31	5/46	1	0	0	3.1	41
HARRISON, B	14	10	2	117	14.63	55no	1	0	7	0	660	18	387	12	32.25	2/23	0	0	0	3.5	55
HARRISON, James	35	26	12	121	8.64	13no	0	0	13	0	2567	82	1299	89	14.60	7/103	1	0	0	3	29
HARVEY, M	13	12	1	187	17.00	52	1	0	5	0	210	6	112	4	28.00	2/31	0	0	0	3.2	53

Name	Mat	Inn	NO	Run	Ave	HS	50's	100's	Cat	Stump	Balls	Maid	Runs	Wks	Ave	Best	SWI	10WI	10WM	R/O	S/R
HATTON, Mark	52	47	11	731	20.31	81	3	0	15	0	4834	167	2167	92	23.55	5/33	1	0	0	2.7	53
HAYCROFT, Greg	17	17	5	311	25.92	76	1	0	5	0	1633	86	603	32	18.84	5/39	1	0	0	2.2	51
HEALY, Ben	44	34	7	426	15.78	69	2	0	9	0	2583	99	1126	49	22.98	3/9	0	0	0	2.6	53
HEALY, G	1	1	0	8	8.00	8	0	0	1	0	18	0	11	0	0	0/11	0	0	0	3.7	0
HEALY, Luke	56	59	2	1393	24.44	138	8	1	33	8	78	3	77	1	77.00	1/57	0	0	0	5.9	78
HEATH, Andrew	36	36	4	698	21.81	102no	4	1	15	0	18	0	10	0	0	0/10	0	0	0	3.3	0
HEGGEN, M	19	22	3	185	9.74	33no	0	0	3	0	64	3	13	2	6.50	1/15	0	0	0	1.2	32
HEGGEN, S	39	39	6	459	13.91	67	1	0	19	0	1945	24	1015	69	14.71	5/29	1	0	0	3.1	28
HEITAL, D	13	13	1	136	11.33	39	0	0	7	0	876	33	405	27	15.00	5/80	1	0	0	2.8	32
HEMANA, Dean	18	19	0	268	14.11	39	1	0	4	0	552	11	309	9	34.33	2/23	0	0	0	3.4	61
HENDERSON, Craig	160	165	15	3962	26.41	197no	18	3	165	11	1458	53	723	48	15.06	6/34	1	0	0	3	30
HENDERSON, Keith	38	36	9	386	14.30	73no	2	0	11	0	3179	113	1356	89	15.24	6/13	2	0	0	2.6	36
HEWAT, J	32	35	8	333	12.33	27	0	0	5	0	54	1	32	0	0	0/32	0	0	0	3.6	0
HIGGS, A	11	6	3	7	2.33	4no	0	0	3	0	624	17	320	11	29.09	4/32	0	0	0	3.1	57
HINDS, Steve	43	34	2	548	17.13	66	1	0	46	2	6	0	5	0	0	0/5	0	0	0	5	0
HODGES, L	21	20	1	313	16.47	68	2	0	7	0	604	28	238	13	18.31	4/3	0	0	0	2.4	46
HOLGATE, J	13	16	3	248	19.08	58	1	0	7	0	650	18	274	25	10.96	6/12	1	0	0	2.5	26
HOLLIS, Matt	101	103	12	1834	20.15	98	11	0	56	0	98	1	55	1	55.00	1/2	0	0	0	3.4	98
HOUSTON, Ben	35	39	6	650	19.70	132	1	1	8	0	2075	53	1038	43	24.14	6/92	2	0	0	3	48
HROMOW, M	66	74	15	518	8.78	58no	1	0	13	0	4978	141	1855	112	16.56	7/74	5	0	0	2.2	44
HUDSON, Matthew	27	26	14	39	3.25	9	0	0	8	0	1966	90	789	57	13.84	5/20	0	0	0	2.4	34
HUGHES, D	40	53	5	675	14.06	53	2	0	12	0	32	0	19	1	19.00	1/9	0	0	0	3.6	32
HULEATT, Paul	79	89	10	1349	17.08	100	6	1	33	0	1485	48	638	41	15.56	6/27	2	0	0	2.6	36
HURCUM, L	1	1	0	7	7.00	7	0	0	1	0	0	0	0	0	0	0	0	0	0	0	0
HURCUM, M	2	4	0	73	18.25	24	0	0	3	0	0	0	0	0	0	0	0	0	0	0	0
HURST, Andrew	63	64	8	895	15.98	84no	2	0	45	19	90	5	60	1	60.00	1/5	0	0	0	4	90
HUSAIN, Z	6	5	0	38	7.60	13	0	0	0	0	30	0	23	2	11.50	2/23	0	0	0	4.6	15
IRVIN, G	12	14	1	250	19.23	72	1	0	2	0	240	0	237	5	47.40	3/33	0	0	0	5.9	48
IRVINE, Anthony	51	54	1	1510	28.49	123	6	2	22	0	83	0	60	1	60.00	1/15	0	0	0	4.3	83
JAMISON, Paul	19	16	5	118	10.73	18no	0	0	4	0	561	13	457	17	26.88	3/26	0	0	0	4.9	33
JENKINS, D	17	10	1	46	5.11	12	0	0	8	0	1049	38	468	22	21.27	5/18	1	0	0	2.7	48
JENSEN, Jason	92	61	30	303	9.77	49no	0	0	32	0	5965	272	2402	164	14.65	6/13	4	0	1	2.4	36
JENSEN, Luke	3	3	0	13	4.33	13	0	0	3	0	78	2	54	3	18.00	3/30	0	0	0	4.2	26
JESS, David	101	97	14	1611	19.41	92	6	0	33	0	6175	210	2694	156	17.27	5/23	2	0	0	2.6	40
JOHNS, M	1	2	0	6	3.00	6	0	0	0	0	6	0	1	0	0	0/1	0	0	0	1	0
JOHNS, Richard	33	33	9	293	12.21	53	1	0	12	0	2782	65	1484	61	24.33	6/35	3	0	0	3.2	46

Name	Mat	Inn	NO	Run	Ave	HS	50's	100's	Cat	Stump	Balls	Maid	Runs	Wks	Ave	Best	5WI	10WI	10WM	R/O	S/R
JONES, Andrew	81	69	11	917	15.81	66	4	0	9	0	5206	166	2424	124	19.55	5/11	3	0	0	2.8	42
JONES, Frank	66	72	7	1271	19.55	94no	5	0	15	0	1844	32	1051	44	23.89	5/95	3	0	0	3.4	42
JONES, Glen	42	49	2	987	21.00	89	6	0	14	0	24	1	10	0	0	0/10	0	0	0	2.5	0
JONES, Jason	3	3	0	113	37.67	45	0	0	0	0	84	0	111	2	55.50	2/30	0	0	0	7.9	42
JONES, Shaun	134	137	11	2121	16.83	81	10	0	46	0	335	8	174	5	34.80	2/31	0	0	0	3.1	67
KARAD, Ash	13	13	2	128	11.64	20	0	0	4	0	46	3	22	0	0	0/2	0	0	0	2.9	0
KAREY, Brian	65	56	29	192	7.11	22	0	0	7	0	5244	198	1895	101	18.76	4/11	0	0	0	2.2	52
KEANE, J	16	15	3	283	23.58	75	3	0	2	0	938	31	392	21	18.67	4/45	0	0	0	2.5	45
KEEN, Toby	26	27	3	415	17.29	38	0	0	9	0	126	4	89	1	89	1/32	0	0	0	4.2	126
KEENS, Ben	145	120	23	1216	12.54	79	3	0	26	0	10820	410	4765	232	20.54	6/29	9	0	0	2.6	47
KELAHAR, D	70	95	18	1432	18.60	70	3	0	46	0	1422	24	626	46	13.61	4/8	0	0	0	2.6	31
KELLOWAY, Sean	23	23	3	383	19.15	68	3	0	12	0	1188	38	523	24	21.79	4/11	0	0	0	2.6	50
KELLY, B	14	7	3	92	23.00	51no	1	0	4	0	684	24	305	19	16.05	4/24	0	0	0	2.7	36
KENNARD, David	38	27	8	196	10.32	41	0	0	13	0	2490	88	1063	70	15.19	6/51	4	0	0	2.6	36
KENNEDY, J	13	10	4	52	8.67	28no	0	0	6	0	864	34	398	28	14.21	5/13	1	0	0	2.8	31
KERR, Daniel	58	48	11	346	9.35	33	0	0	14	0	3438	115	1668	69	24.17	5/36	1	0	0	2.9	50
KERR-STEVENS, Andrew	15	14	3	362	32.91	93	2	0	2	0	382	9	199	14	14.21	4/20	0	0	0	3.1	27
KHAN, Terry	41	39	12	1092	40.44	105no	6	1	26	0	4145	218	1240	73	16.99	6/45	4	0	0	1.8	57
KIDD, David	106	103	34	711	10.30	41	0	0	25	0	3850	72	2356	125	18.85	5/33	2	0	0	3.7	31
KIDD, Phil	56	60	1	989	16.76	100	3	1	32	0	833	12	576	22	26.18	3/41	0	0	0	4.2	38
KIDD, Richard	100	109	8	1264	12.51	51	1	0	48	5	67	1	80	2	40.00	1/4	0	0	0	7.2	34
KIERNAN, D	35	28	9	374	19.68	73no	2	0	11	0	2899	45	1071	101	10.60	6/15	2	0	1	2.2	29
KING, Daniel	34	37	9	352	12.57	38	0	0	25	1	1390	60	552	29	19.03	5/35	1	0	0	2.4	48
KING, D	13	12	1	333	30.27	80	1	0	1	0	6	0	1	1	1.00	1/1	0	0	0	1	6
KING, Gareth	3	3	0	23	7.67	14	0	0	4	0	42	2	35	0	0	0/16	0	0	0	5	0
KING, Gerard	61	59	6	1186	22.38	102	5	1	26	0	1255	33	674	30	22.47	5/25	1	0	0	3.2	42
KING, P	13	13	1	71	5.92	19	0	0	3	0	156	2	77	11	7.00	7/30	1	0	0	3	14
KIRK, Bevan	10	8	5	66	22.00	36	0	0	2	0	444	8	217	10	21.70	3/25	0	0	0	2.9	44
LACEY, Gary	144	133	13	1186	9.88	63	2	0	89	23	709	13	525	18	29.17	4/14	0	0	0	4.4	39
LALOR, Greg	113	96	25	477	6.72	38no	0	0	24	0	7692	262	2857	185	15.44	5/18	4	0	0	2.2	42
LAMB, Robert	11	6	3	23	7.67	10no	0	0	2	0	183	1	102	9	11.33	4/24	0	0	0	3.3	20
LAMONT, A	27	31	2	385	13.28	58	2	0	12	0	731	7	252	13	19.38	3/34	0	0	0	2.1	56
LATTIMORE, N	40	54	7	393	8.36	35	0	0	16	0	64	1	41	1	41.00	1/26	0	0	0	3.8	64
LAVERY, Leigh	16	10	1	82	9.11	25	0	0	6	0	958	24	459	29	15.83	5/23	0	0	0	2.9	33
LE FEBVRE, Bob	29	32	3	538	18.55	94	1	0	10	0	2271	83	969	62	15.63	5/22	1	0	0	2.6	37
LE RICHE, Michael	56	54	16	325	8.55	30	0	0	17	0	3722	147	1481	85	17.42	6/14	5	0	0	2.4	44

Name	Mat	Inn	NO	Run	Ave	HS	50's	100's	Cat	Stump	Balls	Maid	Runs	Whts	Ave	Best	SWT	10WT	10WTM	RO	S/R
LEE, Andrew	31	33	1	315	9.84	51	1	0	12	0	54	0	34	0	0	0/34	0	0	0	3.8	0
LEE, P	9	8	0	37	4.63	13	0	0	1	0	90	1	70	2	35.00	1/23	0	0	0	4.7	45
LEONARD, A	10	8	0	119	14.88	23	0	0	6	0	420	9	271	16	16.94	3/20	0	0	0	3.9	26
LESCHKE, P	12	12	0	234	19.50	57	2	0	2	0	36	2	11	0	0	0/11	0	0	0	1.8	0
LEWIS, Bob	67	70	13	1284	22.53	146no	5	1	58	4	24	0	12	0	0	0/12	0	0	0	3	0
LIETIS, Richard	25	22	5	196	11.53	35no	0	0	10	0	1206	37	647	28	23.11	5/8	1	0	0	3.2	43
LILLIPRUBIN, Clinton	4	5	1	26	6.50	9	0	0	2	0	18	0	12	1	12.00	1/12	0	0	0	4	18
LINDENMAYER, B	36	35	6	295	10.17	28	0	0	12	0	856	8	527	31	17.00	5/46	1	0	0	3.7	28
LINDENMAYER, D	29	33	7	762	28.31	150	3	2	11	0	928	18	393	30	13.10	6/28	1	0	0	2.5	31
LIPSCOMBE, H	68	49	26	78	3.39	7no	0	0	11	0	5171	91	2140	141	15.18	6/46	1	0	0	2.5	37
LLOYD, B	73	90	12	1429	18.32	66	4	0	39	0	1600	29	640	33	19.39	4/11	0	0	0	2.4	48
LONGFIELD, Scott	30	29	2	381	14.11	80	1	0	10	0	1447	59	694	38	18.26	4/15	0	0	0	2.9	38
LONIE, Roger	3	3	1	30	15.00	22no	0	0	1	0	218	6	96	23	7.39	10/10	0	0	1	2.6	17
LOWE, J	10	9	1	215	26.88	55	2	0	4	0	672	18	305	23	13.26	6/64	1	0	0	2.7	29
LUSTED, Peter	16	15	1	203	14.50	43	0	0	2	0	264	2	188	8	23.50	2/13	0	0	0	4.3	33
MACDONALD, Andy	106	53	22	178	5.74	23	0	0	19	0	10080	331	4192	265	15.82	7/65	6	0	0	2.5	36
MACDONALD, Danyfe	177	179	24	4939	31.86	147no	25	5	62	0	12156	439	6032	316	19.09	6/14	10	0	0	3	38
MACDONALD, R	12	16	2	350	25.00	62	3	0	5	3	6	0	10	0	0	0/10	0	0	0	10	0
MACDONALD, Vaughn	57	56	2	1208	22.37	151	5	2	36	0	63	0	43	4	10.75	2/42	0	0	0	4.1	16
MACLACHLAN, P	15	16	1	57	3.80	19	0	0	2	0	1421	56	542	33	16.42	4/27	0	0	0	2.3	43
MACLEOD, Ian	48	56	3	508	9.59	21	1	0	31	2	146	7	61	2	30.50	1/4	0	0	0	2.5	73
MADDEN, D	23	21	5	143	8.94	25	0	0	7	0	120	6	63	1	63.00	1/6	0	0	0	3.2	120
MANSON, M	26	36	7	778	26.83	72	2	0	7	0	1980	50	477	39	12.23	5/7	3	0	0	1.5	51
MARGRAIN, Paul	29	22	5	167	9.24	24no	0	0	7	0	1698	52	827	52	15.90	6/31	2	0	0	2.9	33
MAROSOVICH, R	1	1	0	5	5.00	5	0	0	0	0	24	1	10	0	0	0/10	0	0	0	2.5	0
MARSHALL, D	16	13	5	119	14.88	37	0	0	6	0	979	35	459	17	27.00	3/20	0	0	0	2.8	58
MARSHALL, M	24	15	7	69	8.63	25no	0	0	5	0	1592	30	726	44	16.50	6/26	2	0	0	2.7	36
MARSHALL, Steve	118	128	9	2193	18.43	88no	10	0	43	3	92	4	47	3	15.67	2/2	0	0	0	3.1	31
MARTIN, Peter	18	20	1	453	23.84	55	2	0	7	0	786	27	351	18	19.50	5/32	3	0	0	2.7	44
MATHIESON, R	23	38	1	449	12.14	71	3	0	4	0	112	0	99	6	16.50	1/2	0	0	0	5.3	19
MATTHEWS, David	51	54	3	873	17.12	102	5	1	20	1	6	1	0	0	0	0/0	0	0	0	0	0
MATTHEWS, Steve	78	86	11	1670	22.27	122	7	1	36	0	408	5	290	18	16.11	4/24	0	0	0	4.3	23
MATTHEWS, W	24	18	6	70	5.83	9	0	0	10	0	2021	48	768	56	13.71	7/61	3	0	0	2.3	36
MCDERMOTT, A (bat)	12	20	0	445	22.25	65	3	0	9	0	42	0	42	1	42.00	1/7	0	0	0	6	42
MCDERMOTT, A.L (bowl)	46	33	13	246	12.30	34	0	0	11	0	2843	85	1377	68	20.25	7/14	1	0	0	2.9	42
MCDERMOTT, J	28	24	2	243	11.05	39	0	0	12	0	1726	52	756	36	21.00	5/39	1	0	0	2.6	48

Name	Mat	Inn	NO	Run	Ave	HS	50's	100's	Car	Stump	Balls	Maid	Runs	Wts	Ave	Best	SWT	10WT	10WMA	RO	S/R
MCDONALD, R	18	20	3	236	13.88	31	0	0	4	0	760	21	473	16	29.56	4/107	0	0	0	3.7	48
MCDONALD, T	68	69	14	617	11.22	64no	1	0	19	0	1614	35	1157	54	21.43	6/61	2	0	0	4.3	30
MCDONOUGH, D	2	2	1	31	31.00	0	0	1	0	0	24	0	16	1	16.00	1/16	0	0	0	4	24
MCGANN, Alan	14	13	2	132	12.00	27	0	0	7	0	642	24	266	15	17.73	3/17	0	0	0	2.5	43
MCGANN, Matthew	33	27	8	174	9.16	48	0	0	11	0	2061	79	889	49	18.14	6/23	1	0	0	2.6	42
MCINNES, Matt	84	85	10	1437	19.16	84	5	0	29	0	3246	128	1365	50	27.30	4/68	0	0	0	2.5	65
MCKENNA, Christian	17	15	3	74	6.17	15	0	0	7	0	30	0	35	0	0	0/35	0	0	0	7	0
MCKENZIE	12	7	1	31	5.17	9	0	0	8	0	450	10	302	12	25.17	3/25	0	0	0	4	38
MCKINNON, Geoff	209	234	37	2900	14.72	77no	9	0	54	0	4049	151	1791	84	21.32	4/39	0	0	0	2.7	48
MCKINNON, Lachlan	41	28	5	202	8.78	31	0	0	30	0	1562	40	954	33	28.91	3/19	0	0	0	3.7	47
MCLENNAN, I	61	81	5	1295	17.04	74	3	0	26	0	2520	60	877	72	12.18	6/17	6	0	0	2.1	35
MCLEOD, Ken	10	11	5	176	29.33	59no	1	0	1	0	1125	49	551	20	27.55	5/75	1	0	0	2.9	56
MCPHILLIPS, Simon	22	23	3	435	21.75	82	4	0	9	0	54	0	30	2	15.00	2/9	0	0	0	3.3	27
MEDWAY, Simon	9	9	2	23	3.29	8	0	0	3	0	12	0	41	0	0	0/41	1	0	0	20.5	0
MEEHAN, Scott	41	34	9	288	11.52	28	0	0	15	0	2689	98	1222	77	15.87	6/14	1	0	0	2.8	35
MEEK, Alastair	79	91	7	1451	17.27	70	8	0	30	0	945	37	432	17	25.41	3/18	0	0	0	2.7	56
MEHTA, Ajay	124	134	17	1492	12.75	105no	1	1	30	0	6869	263	3002	177	16.96	6/11	7	0	0	2.6	39
MERCER, J	1	2	0	9	4.50	9	0	0	0	0	30	1	25	0	0	0/25	0	0	0	5	0
METCALFE, David	52	46	16	376	12.53	34	0	0	18	1	4118	141	1827	99	18.45	5/24	2	0	0	2.7	42
MICHELLE, Sean	83	64	23	377	9.20	38no	0	0	31	0	6317	269	2607	135	19.31	5/24	2	0	0	2.5	47
MIDDLETON, Alan	18	16	5	112	10.18	19	0	0	6	0	1430	52	733	35	20.94	6/53	1	0	0	3.1	41
MIDDLETON, David	44	52	7	723	16.07	91	3	0	23	0	1424	31	911	34	26.79	3/15	0	0	0	3.8	42
MILLER, Andrew	54	52	2	929	18.58	126	1	1	29	1	0	0	0	0	0	0	0	0	0	0	0
MILLER, Stuart	60	61	9	1456	28.00	100no	8	1	10	0	12	0	8	0	0	0/8	0	0	0	4	0
MILLS, B	3	2	1	35	35.00	27	0	0	0	0	174	3	66	4	16.50	3/40	0	0	0	2.3	44
MILLS, Michael	39	39	8	680	21.94	60no	4	0	7	0	648	15	153	4	38.25	2/36	0	0	0	1.4	162
MITCHELL, I	10	12	0	145	12.08	32	0	0	8	0	126	0	89	1	89.00	1/18	0	0	0	4.2	126
MITCHELL, J	10	9	1	77	9.63	46	0	0	2	0	583	24	302	14	21.57	3/13	0	0	0	3.1	42
MITCHELL, P	51	35	17	86	4.78	15	0	0	9	0	4113	118	1515	101	15.00	6/31	4	0	0	2.2	41
MOLONEY, Tim	13	8	4	88	22.00	35no	0	0	4	0	626	12	376	27	13.93	7/32	1	0	0	3.6	23
MOLONY, D	11	11	0	145	13.18	40	0	0	1	0	28	1	24	3	8.00	1/4	0	0	0	5.1	9
MOLONY, M	18	14	3	52	4.73	19no	0	0	3	0	824	27	408	26	15.69	4/28	0	0	0	3	32
MOORE, Dane	92	76	18	783	13.50	42no	0	0	44	0	12212	615	2809	314	8.95	7/17	3	0	0	1.4	39
MOORE, G	35	37	7	376	12.53	43	0	0	20	0	2163	85	954	34	28.06	4/26	0	0	0	2.7	64
MORGAN, C	51	74	5	844	12.23	61	1	0	12	1	3129	76	1265	91	13.90	6/31	3	0	0	2.4	34
MOSKWA, Lee	2	1	0	33	33.00	33	0	0	0	0	74	1	47	2	23.50	1/6	0	0	0	3.8	37

Name	Mat	Inn	NO	Run	Ave	HS	50's	100's	Cat	Stump	Balls	Midd	Runs	Wks	Ave	Best	SWT	10WT	10WTM	R/O	S/R
MOY, A	12	12	6	40	6.67	11no	0	0	0	0	589	24	221	11	20.09	4/12	0	0	0	2.3	54
MUNT, D	37	43	1	797	18.98	81	3	0	16	0	978	13	491	33	14.88	6/34	1	0	0	3	30
MURPHY, D	11	9	1	41	5.13	13	0	0	1	0	390	5	272	6	45.33	3/53	0	0	0	4.2	65
MURPHY, Mark	171	176	18	3014	19.08	75	11	0	58	0	1516	46	688	43	16.00	4/18	0	0	0	2.7	35
MURRAY, I	25	18	11	56	8.00	12no	0	0	6	0	36	0	66	0	0	0/56	0	0	0	11	0
MURRAY, P	58	64	2	593	9.57	56	1	0	26	0	810	19	345	3	14.38	4/18	0	0	0	2.6	34
MURRAY, R	2	2	1	48	48.00	48no	0	0	0	0	66	0	65	3	21.67	3/63	0	0	0	5.9	22
MURRAY, S	39	39	7	539	16.84	53	1	0	17	0	384	14	169	6	28.17	2/22	0	0	0	2.6	64
NAPPER, Kerry	16	13	6	168	24.00	36	0	0	2	0	714	14	445	28	15.89	6/59	2	0	0	3.7	26
NEAL, R	76	79	8	484	6.82	36	0	0	38	0	9568	219	3352	297	11.29	9/52	23	0	2	2.1	32
NEESON, P	25	26	9	460	27.06	58	1	0	8	0	672	20	386	22	17.55	4/24	0	0	0	3.5	31
NORRIS, Ken	95	104	7	2081	21.45	103	10	1	33	0	5541	229	2583	112	23.06	5/35	3	0	0	2.8	49
O'BRIEN, Phil	61	61	10	1178	23.10	103no	2	1	40	3	30	0	19	0	0	0/19	0	0	0	3.8	0
O'CONNOR, A	23	26	0	298	11.46	65	1	0	15	0	1358	35	630	31	20.32	5/31	1	0	0	2.8	44
O'DONNELL, T	56	51	4	929	19.77	116	3	1	16	0	1249	32	948	44	21.55	5/39	1	0	0	4.6	28
O'MALLEY, Dennis	16	11	7	43	10.75	13	0	0	7	0	543	19	239	19	12.58	5/41	1	0	0	2.6	29
OMEAGHER, S	27	27	0	705	26.11	178	1	1	8	0	280	5	166	8	20.75	3/14	0	0	0	3.6	35
OSBORNE, Doug	25	27	1	288	11.08	38	0	0	7	0	1162	37	589	29	20.31	6/27	1	0	0	3	40
OSBOURNE, M	86	97	12	1609	18.93	125	4	0	32	0	40	0	55	0	0	0/55	0	0	0	8.3	0
OSHEA, Mait	10	10	0	60	6.00	13	0	0	1	0	432	4	276	11	25.09	5/57	1	0	0	3.8	39
OSULLIVAN, Glenn	64	69	4	587	9.03	59	2	0	24	2	192	4	126	3	42.00	2/49	0	0	0	3.9	64
OUTRAM, M	102	114	11	1889	18.34	105no	2	1	39	0	1700	20	1070	52	20.58	6/74	2	0	0	3.8	33
PALOMPI, Claude	15	16	1	427	28.47	83	3	0	6	0	66	0	50	0	0	0/50	0	0	0	4.6	0
PANG, Sweet-Tin	3	3	0	12	4.00	5	0	0	1	0	12	0	25	0	0	0/25	0	0	0	12.5	0
PATTINSON, W	128	136	17	2654	22.30	174	6	2	58	0	212	7	132	3	44.00	2/30	0	0	0	3.7	71
PAULY, David	67	93	8	1208	14.21	91	3	0	62	4	40	0	34	1	34.00	1/7	0	0	0	5.1	40
PEACOCK, Barry	26	26	11	122	8.13	19	0	0	2	0	1410	55	577	32	18.03	4/52	0	0	0	2.5	44
PEACOCK, Russell	42	52	15	1282	34.65	107no	7	1	22	0	1713	59	691	70	9.87	6/24	3	0	0	2.4	24
PEACOCK, Stuart	71	76	8	1032	15.18	57no	4	0	27	0	3035	110	1362	57	23.89	6/43	1	0	0	2.7	53
PEARCE, Andrew	63	71	4	1082	16.15	90	4	0	24	0	1942	34	1183	55	21.51	7/24	2	0	1	3.7	35
PEARCE, Wayne	1	1	0	52	52.00	52	1	0	0	0	36	0	25	1	25.00	1/25	0	0	0	4.2	36
PENNY, Will	10	10	2	197	24.63	100no	0	1	4	0	12	0	11	0	0	0/11	0	0	0	5.5	0
PEPPINK, Frank	44	46	4	1130	26.90	143	4	3	12	0	1750	85	763	38	20.08	5/28	1	0	0	2.6	46
PETERS, John	48	42	10	252	7.88	25	0	0	16	0	3518	88	1251	105	11.91	5/19	4	0	0	2.1	34
PHILIPS, Ben	15	14	1	370	28.46	81	1	0	16	0	60	4	13	1	13.00	1/13	0	0	0	1.3	60
	9	11	1	229	22.90	72	1	0	5	0	120	4	76	4	19.00	3/31	0	0	0	3.8	30

Name	Mat	Inn	NO	Run	Ave	HS	50's	100's	Cat	Stump	Balls	Maid	Runs	Wts	Ave	Best	SWT	10WT	10WTM	R/O	S/R
PHILPOTTS, David	23	28	1	167	6.19	32	0	0	7	0	246	4	124	14	8.86	4/20	0	0	0	3	18
PIPER, David	14	14	1	243	18.69	64no	1	0	3	0	248	4	124	14	8.86	4/20	0	0	0	3	18
POIDEVIN, A	2	2	0	3	1.50	2	0	0	0	0	60	2	19	0	0	0/19	0	0	0	1.9	0
POIDEVIN, D	2	2	0	0	0.00	0	0	0	0	0	67	4	22	4	5.50	3/22	0	0	0	2	17
PRICE, G	11	11	0	240	21.82	86	1	0	4	0	294	9	181	6	30.17	2/0	0	0	0	3.7	49
PROEBSTEL, David	31	28	5	514	22.35	104no	1	1	28	0	274	6	142	14	10.14	6/32	1	0	0	3.1	20
PURCELL, Roger	18	18	1	157	9.24	24	0	0	4	0	424	11	243	12	20.25	4/47	0	0	0	3.4	35
PURSER, Tim	24	21	3	221	12.28	63	1	0	38	1	0	0	0	0	0	0	0	0	0	0	0
PYKE, Donald	34	36	12	932	40.52	91no	5	0	28	0	1323	34	753	34	22.15	5/64	3	0	0	3.4	39
PYKE, James	32	31	3	676	24.14	82	4	0	16	0	756	32	318	14	22.71	4/26	0	0	0	2.5	54
PYNE, Rowan	63	64	4	1138	18.97	88	6	0	31	0	980	27	506	22	23.00	3/6	0	0	0	3.1	45
QUIGG, G	48	72	5	1425	21.27	162	5	3	13	0	3456	77	1205	117	10.30	7/18	6	0	0	2.1	30
QUINLIVAN, David	27	30	3	576	21.33	101no	2	1	15	0	1231	45	528	22	24.00	4/16	1	0	0	2.6	56
QURESHI, A	12	12	2	242	24.20	67	2	0	2	0	564	10	306	19	16.11	6/32	1	0	0	3.3	30
RADCLIFFE, A	25	24	2	312	14.18	52	1	0	19	0	42	0	30	0	0	0/30	0	0	0	4.3	0
RAYNER, Chris	20	22	1	195	9.29	49	0	0	7	0	216	10	113	2	56.5	1/7	0	0	0	3.1	108
REED, D	51	64	12	755	14.52	70	2	0	19	0	1008	9	613	39	15.72	4/16	0	0	0	3.7	26
REED, J	30	39	6	365	11.06	49no	0	0	17	0	110	1	71	1	71.00	1/36	0	0	0	3.9	110
REESON, Ron	38	48	3	459	10.20	47	0	0	11	0	3115	152	1055	91	11.59	7/17	0	0	0	2	34
REICH, R	11	12	0	145	12.08	33	0	0	2	0	396	0	228	12	19.00	4/22	0	0	0	3.5	33
REZO, V	30	28	10	250	13.89	45	0	0	8	0	1593	53	686	27	25.41	4/7	0	0	0	2.6	59
RICHARDS, Darren	63	59	9	1238	24.76	162	5	2	28	0	1298	40	621	26	23.88	3/12	0	0	0	2.9	50
ROBERTS, Paul	91	86	38	290	6.04	18no	0	0	15	1	7959	300	3284	156	21.05	8/67	6	0	1	2.5	51
ROBERTSON, Bruce	39	37	7	597	19.90	56no	2	0	16	0	276	3	158	14	11.29	3/9	0	0	0	3.4	20
ROBINSON, Michael	43	47	0	1209	25.72	79	5	0	78	6	0	0	0	0	0	0	0	0	0	0	0
ROE, A	1	1	0	0	0.00	0	0	0	0	0	22	0	12	1	12.00	1/12	0	0	0	3.3	22
ROGERS, Russell	117	116	1	2594	22.56	92	16	0	66	0	17	1	31	2	15.50	1/2	0	0	0	10.9	9
ROME, T	16	14	0	129	9.21	27	0	0	10	3	345	10	200	4	50.00	1/11	0	0	0	3.5	86
RONALD, Jamie	33	38	6	672	21.00	69no	3	0	10	0	156	6	83	4	20.75	2/17	0	0	0	3.2	39
ROSS, Keith	43	32	9	206	8.96	30	0	0	14	0	3846	220	1255	91	13.79	6/17	3	0	0	2	42
ROME, Col	124	128	15	2056	18.19	84no	7	0	202	37	424	10	156	5	31.20	1/6	0	0	0	2.2	85
ROXBURGH, Ian	37	49	4	672	14.93	73	2	0	8	0	40	0	20	1	20.00	1/2	0	0	0	3	40
RUSSELL, Mark	11	7	5	24	12.00	9no	0	0	2	0	204	4	115	6	19.17	3/14	0	0	0	3.4	34
RYAN, J	3	5	0	27	5.40	14	0	0	2	0	0	0	0	0	0	0	0	0	0	0	0
SAATHIBEL, A	15	13	0	76	5.85	25	0	0	1	0	330	0	341	8	42.63	2/41	0	0	0	6.2	41
SAINSBURY, M	6	3	1	36	18.00	20	0	0	0	0	60	2	43	2	21.50	1/22	0	0	0	4.3	30
SAINSBURY, Matt	80	85	9	1134	14.92	66	1	0	37	2	126	5	57	3	19.00	1/0	0	0	0	2.7	42

Name	Mat	Inn	NO	Run	Ave	HS	50's	100's	Cat	Stump	Balls	Maid	Runs	Wks	Ave	Best	SWI	10WT	10WM	R/O	S/R
SATTLER, Clinton	18	18	2	188	11.75	40no	0	0	12	1	132	4	92	3	30.67	2/30	0	0	0	4.2	44
SATTLER, Daniel	13	5	3	10	5.00	5no	0	0	3	0	564	13	318	8	39.75	3/23	0	0	0	3.4	71
SCASAGINI, Jack	45	40	4	874	24.28	76	4	0	14	0	1159	24	662	31	21.35	3/13	0	0	0	3.4	37
SCHARF, Michael	25	28	2	425	16.35	84no	1	0	6	0	6	0	12	0	0	0/12	0	0	0	12	0
SCHOLTENS, James	40	39	7	276	8.63	29	0	0	4	0	2492	91	1068	75	14.24	5/28	1	0	0	2.6	33
SCHOLTENS, Matt	28	25	0	427	17.08	58	2	0	11	0	1001	17	639	27	23.67	4/32	0	0	0	3.8	37
SCHUBERT, V P	21	21	6	202	13.47	38	0	0	4	0	1530	58	661	36	18.36	7/30	1	0	0	2.6	43
SCOTT, David	56	53	9	703	15.98	54	1	0	35	0	744	22	402	29	13.86	5/62	1	0	0	3.2	26
SCOTT, Rob	98	87	25	878	14.16	82	3	0	52	0	7238	317	2693	178	15.13	7/15	8	0	0	2.2	41
SEGROTT, J	13	17	1	83	5.19	21	0	0	4	0	6	0	6	0	0	0/6	0	0	0	6	0
SEGROTT, Paul	40	45	10	214	6.11	20no	0	0	4	0	1950	62	936	49	19.10	5/27	1	1	0	2.9	40
SEVL, B	22	21	2	403	21.21	78	3	0	10	0	6	0	5	1	5.00	1/5	0	0	0	5	6
SELL, Andrew	6	6	2	26	6.50	11no	0	0	2	0	120	1	113	2	56.50	1/35	0	0	0	5.7	60
SELMAN, C	25	26	9	194	11.41	22no	0	0	10	0	1562	47	603	37	16.30	5/28	1	0	0	2.3	42
SELMES, Ryan	16	15	3	86	7.17	37	0	0	12	0	622	14	270	21	12.86	4/53	0	0	0	2.6	30
SHANNON, Corey	25	27	1	331	12.73	33no	0	0	8	0	462	7	332	12	27.67	3/45	0	0	0	4.3	39
SHANNON, M	14	14	2	315	26.25	137	1	1	5	0	1152	37	502	32	15.69	5/12	3	0	0	2.6	36
SHAW, Ian	58	72	7	951	14.63	96no	2	0	20	1	27	0	29	1	29.00	1/6	0	0	0	6.4	27
SHEA, Peter	72	62	14	791	16.46	65	1	0	32	0	6614	230	3200	153	20.92	6/43	6	0	0	2.9	43
SHEPHERD, John	73	74	7	1066	15.91	60	3	0	70	10	36	0	12	0	0	0/12	0	0	0	2	0
SHORT, Jim	24	23	5	204	11.33	60	1	0	16	0	6	0	3	0	0	0/3	0	0	0	3	0
SHORT, M	11	9	1	66	8.25	41	0	0	3	1	6	0	2	1	2	1/2	0	0	0	2	6
SHOULDER, Jim	14	9	0	48	5.33	15	0	0	1	0	336	7	159	8	19.88	2/2	0	0	0	2.8	42
SIGLEY, G	21	24	3	445	21.19	100no	1	1	5	0	108	2	59	1	59.00	1/38	0	0	0	3.3	108
SIMOTAS, William	63	70	2	1382	20.32	104	9	1	22	0	31	0	9	2	4.50	1/0	0	0	0	1.7	16
SINGH, Satish	5	5	0	55	11.00	20	0	0	2	0	24	0	41	0	0	0/41	0	0	0	10.3	0
SLOANE, Geoff	55	58	6	1112	21.38	82no	7	0	22	0	3705	193	1258	117	10.75	5/4	2	0	0	2	32
SMALL, David	32	39	3	553	15.36	88no	2	0	13	5	450	13	211	8	26.38	4/32	0	0	0	2.8	56
SMEDLEY, Justin	11	8	2	50	8.33	18	0	0	4	0	1014	50	334	13	25.69	7/64	1	0	0	2	78
SMETHURST, Grant	67	59	21	473	12.45	43	0	0	36	0	5147	228	2009	96	20.93	6/18	1	0	1	2.3	54
SMITH, B	11	10	2	35	4.38	22	0	0	0	0	480	9	315	8	39.38	3/35	0	0	0	3.9	60
SMITH, E	24	24	1	290	12.61	37	0	0	9	2	162	1	126	4	31.50	2/8	0	0	0	4.7	41
SMITH, S	29	28	1	512	18.96	62	2	0	8	0	624	11	322	15	21.47	5/65	1	0	0	3.1	42
SMITH, Sid	114	140	7	3218	24.20	100no	16	1	53	0	320	4	192	8	24.00	1/6	0	0	0	3.6	40
SOULIER, A	11	9	1	64	8.00	17	0	0	1	0	638	18	337	15	22.47	3/48	0	0	0	3.2	43

Name	Mat	Inn	NO	Run	Ave	HS	50's	100's	Cat	Stump	Balls	Maid	Runs	Wts	Ave	Best	SWT	10WT	10WMA	R/O	S/R
SQUIRES, G	21	23	6	262	15.41	45no	0	0	3	0	378	9	245	5	49.00	3/65	0	0	0	3.9	76
STEWART, P	9	10	1	215	23.89	62no	1	0	4	0	12	0	15	0	0	0/15	0	0	0	7.5	0
STONE, A	11	11	2	90	10.00	34	0	0	5	0	744	17	364	24	15.17	4/16	0	0	0	2.9	31
STROUD, Anthony	36	32	4	90	3.21	13	0	0	10	0	1620	20	1064	49	21.71	4/35	0	0	0	3.9	33
STUBBS, Anthony	10	11	0	19	1.73	6	0	0	1	0	90	0	73	1	73.00	1/17	0	0	0	4.9	90
SWANSON, Doug	41	33	6	298	11.04	110	0	1	6	0	2704	78	1275	54	23.61	5/25	1	0	0	2.8	50
SWIFT, Owen	11	13	0	336	25.85	67	3	0	1	0	432	15	216	12	18.00	5/37	1	0	0	3	36
SYMONDS, Mike	4	4	1	19	6.33	14	0	0	0	0	186	5	99	4	24.75	3/26	0	0	0	3.2	46
TATTERSALL, A	1	1	0	5	5.00	5	0	0	1	0	33	0	42	1	42.00	1/42	0	0	0	7.6	33
TAYLOR, John	28	29	7	351	15.95	44	0	0	13	0	1255	51	577	30	19.23	4/16	0	0	0	2.8	42
TAYLOR, Nick	41	51	4	518	11.02	50no	1	0	16	0	346	10	138	8	17.25	2/16	0	0	0	2.4	44
TAYLOR, Steve	26	27	2	488	19.52	78	3	0	19	1	72	3	31	0	0	0/31	0	0	0	2.6	0
THIEL, PAUL, Rob	8	9	2	86	12.29	34	0	0	3	0	357	15	184	9	20.44	3/46	0	0	0	3.1	40
THOMAS, Andrew	28	42	7	604	17.26	68	1	0	2	0	392	6	145	10	14.50	3/14	0	0	0	2.2	39
THOMAS, Mark	22	20	6	219	15.64	39	0	0	4	0	877	34	367	16	22.94	4/30	0	0	0	2.5	55
THOMAS, P	16	20	6	284	20.29	53	1	0	4	0	892	33	326	23	14.17	5/13	1	0	0	2	43
THOMASON, Andrew	14	13	4	220	24.44	74no	1	0	8	0	192	10	58	6	9.67	6/39	1	0	0	1.3	32
THORNBERY, J	14	15	0	249	16.60	42	0	0	2	1	45	2	18	0	0	0/18	0	0	0	2.4	0
THORNTON, David	118	91	28	662	10.83	33	0	0	26	0	13634	680	4954	292	16.97	7/54	14	0	0	2.2	47
THORNTON, Wayne	18	21	3	333	16.50	66	1	0	5	0	216	6	106	7	15.14	4/24	0	0	0	2.9	31
TOOMEY, Richard	40	28	11	56	3.29	12	0	0	11	0	2912	105	1326	79	16.78	7/10	5	0	1	2.7	37
TREACY, M	28	29	0	292	10.07	29	0	0	5	0	508	20	266	10	26.60	3/8	0	0	0	3.1	51
TRELOAR, M	37	45	4	412	10.05	36	0	0	7	0	82	0	39	1	39.00	1/0	0	0	0	2.9	82
TULLY, C	15	13	2	61	5.55	18	0	0	4	0	528	8	334	10	33.40	3/28	0	0	0	3.8	53
TULLY, Jamie	10	9	0	132	14.67	34	0	0	4	0	276	6	214	2	107.00	1/52	0	0	0	4.7	138
TULLY, Lawson	40	38	2	478	13.28	45	0	0	8	0	1267	27	965	37	26.08	5/30	1	0	0	4.6	34
TYSON, S	1	1	0	91	91.00	91	1	0	1	0	42	0	35	2	17.50	2/35	0	0	0	5	21
VALERIUS, Mark	10	9	3	29	4.83	12	0	0	2	0	846	23	428	20	21.40	4/60	0	0	0	3	42
VINALL, C	2	2	0	14	7.00	7	0	0	0	0	24	0	27	0	0	0/27	0	0	0	6.8	0
VOROS, Jason	62	47	18	341	11.76	51no	1	0	23	0	5977	263	2409	168	14.34	8/56	6	0	1	2.4	36
WALKER, Rob	12	10	0	125	12.50	41	0	0	3	0	816	37	324	24	13.50	4/20	0	0	0	2.4	34
WALL, Andrew	1	1	0	31	31.00	31	0	0	0	0	42	0	31	1	31.00	1/31	0	0	0	4.4	42
WALLACE, Scott	26	32	2	358	11.93	44	0	0	20	0	1099	34	423	34	12.44	8/89	1	0	0	2.3	32
WALLACE, W	27	25	2	488	21.22	67	2	0	14	0	417	16	182	23	7.91	4/13	0	0	0	2.6	18
WALSH, R	13	16	4	70	5.83	22no	0	0	4	0	396	12	194	6	32.33	2/11	0	0	0	2.9	66
WARD, Nathan	32	26	9	162	9.53	28	0	0	4	0	3521	120	1534	85	18.05	6/81	8	0	1	2.6	41

Name	Mat	Inn	NO	Run	Ave	HS	50's	100's	Cat	Stump	Balls	Maid	Runs	Wks	Ave	Best	SWT	10WT	10WTM	R/O	S/R
WEBSTER, Nigel	49	53	1	941	18.10	123	2	1	23	0	9	0	14	0	0	0/14	0	0	0	9.3	0
WEILER, G	15	11	2	63	7.00	18no	0	0	1	0	573	25	173	23	7.52	4/12	0	0	0	1.8	25
WELLS, William	12	21	0	100	4.76	16	0	0	2	0	6	1	0	0	0	0/0	0	0	0	0	0
WESTON, Ashley	103	112	1	2415	21.76	102no	13	1	40	0	60	2	45	1	45.00	1/7	0	0	0	4.5	60
WHEATLEY, Matthew	66	71	6	1079	16.80	100	2	1	21	0	417	11	321	12	26.75	3/9	0	0	0	4.6	35
WHITE, D	26	24	3	138	6.57	24	0	0	6	0	168	1	122	3	40.67	1/8	0	0	0	4.4	56
WHITE, Stewart	145	156	6	2936	19.57	156	12	1	58	0	1543	37	807	39	20.69	6/106	2	0	0	3.1	40
WHITECHURCH, Mark	3	3	0	5	1.67	4	0	0	0	0	138	2	82	7	11.71	4/38	0	0	0	3.6	20
WHITEUM, Damien	73	67	10	908	15.93	67	4	0	22	0	4882	162	2253	119	18.93	7/21	4	0	0	2.8	41
WHITTAKER, G	2	3	0	42	14.00	24	0	0	0	0	180	8	73	10	7.30	8/32	1	0	0	2.4	18
WIDDUP, Peter	66	64	3	1603	26.28	127no	7	2	57	3	174	5	71	4	17.75	1/5	0	0	0	2.4	44
WILLETT, Bruce	119	135	24	2289	20.62	115	9	2	112	12	84	5	28	2	14.00	1/0	0	0	0	2	42
WILLETT, E	62	80	11	811	11.75	56	2	0	24	0	320	12	113	9	12.56	3/18	0	0	0	2.1	36
WILLIAMS, Tony	81	69	18	429	8.41	35	0	0	34	0	5346	191	2430	142	17.11	7/29	7	0	1	2.7	38
WILLIAMSON, D	14	14	3	133	12.09	42	0	0	8	0	12	0	16	0	0	0/16	0	0	0	8	0
WILSON, Andrew	55	60	7	1222	23.06	87	8	0	9	0	1649	35	856	29	29.52	4/27	0	0	0	3.1	57
WILSON, B	11	9	2	178	25.43	82	1	0	3	0	451	4	292	10	29.20	2/35	0	0	0	3.9	45
WILSON, G	23	26	6	372	18.60	78no	2	0	11	0	32	0	13	0	0	0/13	0	0	0	2.4	0
WILSON, M	48	39	12	71	2.63	9	0	0	23	0	2862	61	1242	89	13.96	5/19	3	0	0	2.6	32
WINTER, Ron	105	128	9	2114	17.76	97no	6	0	76	0	6393	143	2635	177	14.89	7/61	9	0	0	2.5	36
WONG, D	4	3	1	19	9.50	12no	0	0	2	0	144	2	76	3	25.33	2/26	0	0	0	3.2	48
WOOD, Shane	1	1	0	1	1.00	1	0	0	0	0	12	0	14	0	0	0/14	0	0	0	7	0
WOODWARD, Ian	41	45	4	562	13.71	104	3	1	10	0	273	2	157	10	15.70	4/28	0	0	0	3.5	27
WOOLFELD, M	25	16	6	36	3.60	10no	0	0	6	0	1579	65	678	28	24.21	3/13	0	0	0	2.6	56
WOOTEN, Matt	43	36	4	457	14.28	61	2	0	8	0	1959	60	962	54	17.63	5/24	2	0	0	2.9	36
WRAY, Geoff	64	68	1	1224	18.27	98	4	0	64	6	24	1	6	0	0	0/6	0	0	0	1.5	0
WYCHE, G	22	20	5	326	21.73	85no	3	0	8	0	6	0	15	0	0	0/15	0	0	0	15	0
WYCHE, Leo	23	9	2	65	9.29	24	0	0	4	0	270	5	157	11	14.27	4/11	0	0	0	3.5	25
WYCHE, Peter	94	92	10	1287	15.70	73	5	0	60	4	48	0	51	0	0	1/22	0	0	0	6.4	0
WYCHE, Richard	63	66	5	895	14.67	68.	2	0	34	2	120	6	82	1	82.00	1/13	0	0	0	4.1	120
YOUNG, G	24	33	1	545	17.03	58	2	0	6	0	24	0	18	0	0	0/18	0	0	0	4.5	0
YOUNG, Matt	24	18	4	154	11.00	39no	0	0	4	0	1902	78	764	42	18.19	5/15	3	0	0	2.4	45
YOUNG, Simon	28	28	3	439	17.56	62no	2	0	17	0	232	3	154	7	22.00	3/30	0	0	0	4	33
ZALDI, Raza	11	9	2	48	6.86	18	0	0	2	0	766	21	406	21	19.33	3/25	0	0	0	3.2	37

WESTERN DISTRICT CRICKET CLUB INCORPORATED
WOMENS CLUB CAREER PERFORMANCES
End 00-01Season

PLAYER	MAT	INN	N.O.	RUNS	AVGE	H.S	50	100	CAT/STP	BALLS	MAID	RUNS	WKTS	AVGE	BEST	SWI	10WM	R/O	S/R
Adams, J	51	45	8	458	12.38	57	1	0	26/0	1903	108	455	60	7.58	7/9	2	0	1.4	32
Aliens, T	1	2	0	1	0.50	1	0	0	0/0	0	0	0	0	0.00	0/0	0	0	0.0	0
Aiston, J	87	50	8	213	5.07	30	0	0	25/6	156	4	62	4	15.50	2/15	0	0	2.4	39
Amos, L	5	0	0	0	0.00	0	0	0	1/0	90	4	33	3	11.00	2/24	0	0	2.2	30
Andrews, E	1	1	0	5	5.00	5	0	0	1/0	0	0	0	0	0.00	0/0	0	0	0.0	0
Archer, J	5	3	0	3	1.00	3	0	0	1/0	0	0	0	0	0.00	0/0	0	0	0.0	0
Armstrong, C	11	7	1	47	7.83	17*	0	0	3/0	0	0	0	0	0.00	0/0	0	0	0.0	0
Astley-Boden, I	62	60	21	1437	36.85	124	5	1	29/0	1714	39	852	50	17.04	3/17	0	0	3.0	34
Baker, J	10	4	1	11	3.67	5	0	0	8/0	0	0	0	0	0.00	0/0	0	0	0.0	0
Barnes, S	3	3	0	2	0.67	1	0	0	0/0	0	0	0	0	0.00	0/0	0	0	0.0	0
Batten, P	17	4	0	1	0.25	1	0	0	0/0	84	5	25	1	25.00	1/2	0	0	1.8	84
Becker, J	5	5	3	114	57.00	37*	0	0	1/0	162	10	40	8	5.00	4/19	0	0	1.5	20
Beresford, M	1	1	0	6	6.00	6	0	0	0/0	0	0	0	0	0.00	0/0	0	0	0.0	0
Biskup, J	12	8	0	38	4.75	13	0	0	5/0	159	4	48	6	8.00	2/3	0	0	1.8	27
Blinksell, M	16	12	1	19	1.73	6	0	0	7/2	30	0	24	0	0.00	0/0	0	0	4.8	0
Brasher, M	2	2	0	8	4.00	5	0	0	0/0	12	0	16	0	0.00	0/0	0	0	8.0	0
Brett, K	4	3	0	66	22.00	22	0	0	5/0	184	7	94	8	11.75	4/10	0	0	3.1	23
Bright, P	3	1	1	8	8.00	8	0	0	0/1	0	0	0	0	0.00	0/0	0	0	0.0	0
Britt, K	53	48	18	1938	62.52	210	6	5	31/1	1802	47	799	86	9.29	5/7	1	0	2.7	21
Brookhysse, M	13	5	0	19	3.80	15	0	0	4/0	36	0	27	1	27.00	1/1	0	0	4.5	36
Brown, K	54	48	16	483	14.64	37	1	0	28/0	3598	189	1068	123	8.68	6/43	8	0	1.8	29
Brown, Katharine	21	16	3	195	13.00	67	0	0	8/0	557	22	225	27	8.33	3/10	0	0	2.4	21
Brown, N	7	3	3	1	0.00	1*	0	0	1/0	0	0	0	0	0.00	0/0	0	0	0.0	0
Brown, P	79	69	12	597	10.47	34*	0	0	17/0	472	12	222	18	12.33	6/13	1	0	2.8	26
Bryant, K	38	32	3	429	14.79	80	2	0	22/5	174	4	66	4	16.50	1/10	0	0	2.3	44
Campbell, C	6	1	0	1	1.00	1	0	0	0/0	0	0	0	0	0.00	0/0	0	0	0.0	0
Campbell, M	22	15	2	285	21.92	70	2	0	9/6	24	0	14	0	0.00	0/5	0	0	3.5	0
Carlyon, K	2	4	0	1	0.25	1	0	0	0/0	0	0	0	0	0.00	0/0	0	0	0.0	0
Carter, L	5	5	1	84	21.00	27*	0	0	2/0	0	0	0	0	0.00	0/0	0	0	0.0	0
Chaplin, E	4	4	1	21	7.00	10	0	0	1/0	228	7	118	7	16.86	4/17	0	0	3.1	33
Chapman, K	2	1	0	0	0.00	0	0	0	0/0	0	0	0	0	0.00	0/0	0	0	0.0	0
Clark, Y	2	1	0	0	0.00	0	0	0	0/0	0	0	0	0	0.00	0/0	0	0	0.0	0
Cleary, A	1	1	0	1	1.00	0	0	0	0/0	0	0	0	0	0.00	0/0	0	0	0.0	0
Condi, A	1	1	0	0	0.00	0	0	0	0/0	0	0	0	0	0.00	0/0	0	0	0.0	0
Condon, M	3	3	1	12	6.00	7	0	0	0/0	0	0	0	0	0.00	0/0	0	0	0.0	0
Conlis, S	1	1	0	1	1.00	1	0	0	0/0	0	0	0	0	0.00	0/0	0	0	0.0	0
Cook, L	5	5	1	110	27.50	53*	1	0	0/0	138	4	34	6	5.67	3/24	0	0	1.5	23
Cortick, P	2	1	0	0	0.00	0	0	0	0/0	0	0	0	0	0.00	0/0	0	0	0.0	0
Corry, L	3	3	0	3	1.00	3	0	0	0/0	0	0	0	0	0.00	0/0	0	0	0.0	0
Crocker, V	18	10	2	12	1.50	5	0	0	3/0	12	1	1	0	0.00	0/0	0	0	0.5	0
Crowe, L	1	1	0	1	1.00	1	0	0	1/0	55	0	49	4	12.25	2/16	0	0	5.3	14
Cutler, I	3	1	0	19	19.00	19	0	0	2/0	0	0	0	0	0.00	0/0	0	0	0.0	0
Dearden, L	33	36	3	282	8.55	53*	1	0	9/0	6	0	4	0	0.00	1/20	0	0	4.0	0
Demi-Gerode, B	10	5	1	3	0.75	1	0	0	0/0	24	0	29	1	29.00	0/0	0	0	0.0	24

Diamond, K	3	4	0	36	9.00	20	0	0	0/1	36	1	34	0	0.00	0/0	0	0	5.7	0
Dixon, V	2	2	1	17	17.00	11*	0	0	1/0	0	0	0	0	0.00	0/0	0	0	0.0	0
Dodds, D	8	6	0	19	3.17	8	0	0	3/0	258	11	128	3	42.67	2/16	0	0	3.0	86
Drew, H	68	50	22	1151	41.11	116	4	1	24/0	4530	263	1098	115	9.55	6/16	1	0	1.5	39
Driscoll, K	33	34	4	565	18.83	74	3	0	16/0	1657	91	499	31	16.10	4/11	0	0	1.8	53
Dunn, L	14	12	4	32	4.00	10	0	0	2/0	12	1	9	0	0.00	0/0	0	0	4.5	0
Fanning, K	3	3	0	21	7.00	11	0	0	1/0	90	1	52	3	17.33	2/14	0	0	3.5	30
Fittion, J	1	2	0	1	0.50	1	0	0	0/0	0	0	0	0	0.00	0/0	0	0	0.0	0
Flynn, N	7	2	0	1	0.50	1	0	0	0/0	0	0	0	0	0.00	0/0	0	0	0.0	0
Franklin, M	1	1	0	0	0.00	0	0	0	0/0	0	0	0	0	0.00	0/0	0	0	0.0	0
Gaudren, L	11	4	1	12	4.00	7*	0	0	5/1	36	1	42	3	14.00	3/3	0	0	7.0	12
George, R	1	1	0	11	11.00	11	0	0	0/0	12	0	21	1	21.00	1/21	0	0	10.5	12
Graham, E	3	1	0	0	0.00	0*	0	0	0/0	30	3	5	0	0.00	0/0	0	0	1.0	0
Grant, J	4	2	0	10	5.00	10	0	0	1/0	0	0	0	0	0.00	0/0	0	0	0.0	0
Grassick, C	1	1	0	4	4.00	4	0	0	0/0	0	0	0	0	0.00	0/0	0	0	0.0	0
Hadley, J	5	3	0	12	4.00	12	0	0	0/0	125	5	44	4	11.00	3/20	0	0	2.1	32
Haines, J	10	7	1	37	6.17	13	0	0	1/0	675	27	184	19	9.68	5/31	1	0	1.6	36
Hall, G	132	99	46	2434	45.82	122*	10	3	95/0	7322	449	1838	310	5.93	9/5	18	5	1.5	24
Hall, M	12	11	5	11	1.83	3	0	0	0/0	0	0	0	0	0.00	0/0	0	0	0.0	0
Hamilton, J	47	28	6	84	3.82	15	0	0	13/0	174	5	0	1	74.00	1/6	0	0	2.6	174
Hancock, J	18	15	4	306	50*	2	0	0	11/0	1069	78	185	38	4.87	5/3	2	0	1.0	28
Hancock, J	20	15	3	214	17.83	46	0	0	1/0	1283	59	428	39	10.97	7/3	4	0	2.0	33
Harris, L	39	23	5	241	13.39	68	1	0	14/0	2667	148	631	56	11.27	4/9	0	0	1.4	48
Hitchcock, K	42	29	8	412	19.62	56	0	0	14/3	451	18	197	17	11.59	5/20	1	0	2.6	27
Holmes, K	11	6	4	27	13.50	15	0	0	0/1	108	3	63	5	12.60	1/3	0	0	3.5	22
Howell, E																			
Iffland, R	17	9	2	61	8.71	25	0	0	5/0	390	10	165	14	11.79	3/1	0	0	2.5	28
Jean, S	23	14	2	103	8.58	21	0	0	10/0	108	0	56	7	8.00	3/9	0	0	3.1	15
Jean, T	20	12	5	211	30.14	86*	1	0	9/6	30	0	39	0	0.00	0/14	0	0	7.8	0
Johnston, M	3	2	0	44	22.00	24	0	0	1/0	0	0	0	0	0.00	0/0	0	0	0.0	0
Jones, L	2	2	0	26	13.00	21	0	0	1/1	18	0	13	1	13.00	1/13	0	0	4.3	18
Jones, P	10	7	3	5	1.25	2*	0	0	1/1	6	1	0	1	0.00	1/0	0	0	0.0	6
Kavanagh, T	28	18	5	70	5.38	12*	0	0	7/0	84	3	40	5	8.00	2/4	0	0	2.9	17
Kells, M	8	1	0	1	1.00	1	0	0	1/0	30	1	8	1	8.00	1/2	0	0	1.6	30
Kennett, E	14	6	1	26	5.20	12	0	0	0/0	280	143	7	9	0.78	3/5	0	0	0.2	31
Kennett, K	10	4	1	14	4.67	7	0	0	-	0	0	0	0	0.00	0/0	0	0	0.0	0
Khan, P	29	24	8	422	26.38	103*	0	1	9/0	2488	170	499	123	4.06	7/5	11	2	1.2	20
Kidd, A	10	5	0	2	0.40	1	0	0	4/0	0	0	0	0	0.00	0/0	0	0	0.0	0
Kirkup, H	10	9	1	59	7.38	30	0	0	3/0	0	0	0	0	0.00	0/0	0	0	0.0	0
Kraaz, K	4	3	1	3	1.50	3*	0	0	0/0	0	0	0	0	0.00	0/0	0	0	0.0	0
Langfield, B	4	2	1	10	10.00	6*	0	0	0/0	96	2	34	1	34.00	1/13	0	0	2.1	96
Langlar, M	1	1	0	15	15.00	15	0	0	0/0	30	0	10	0	0.00	0/0	0	0	2.0	0
Lofleton, C	4	1	1	0	0.00	0*	0	0	0/0	0	0	0	0	0.00	0/0	0	0	0.0	0
Lupino, R (Redd)	120	87	31	1067	19.05	74*	1	0	41/4	855	19	447	18	24.83	3/14	0	0	3.1	48
MacDonald, B	14	5	2	10	3.33	5	0	0	1/0	200	7	92	7	13.14	3/22	0	0	2.8	29
Marchin, L	12	11	5	398	66.33	93	2	0	4/0	528	18	157	20	7.85	4/3	0	0	1.8	26
Maloney, T	1	1	1	9	0.00	9*	0	0	0/0	0	0	0	0	0.00	0/0	0	0	0.0	0
Manson, L	3	3	1	1	0.50	1	0	0	0/0	18	0	6	0	0.00	0/0	0	0	2.0	0

Matthews, N	5	2	1	1	1.00	1*	0	0	0/0	0	0	0	0	0.00	0/0	0	0	0.0	0
Mayberry, J	4	2	1	1	1.00	1*	0	0	1/0	0	0	0	0	0.00	0/0	0	0	0.0	0
Maynard, S	10	6	2	12	3.00	6*	0	0	2/0	0	0	0	0	0.00	0/0	0	0	0.0	0
McCallum, C	1	0	0	0	0.00	0	0	0	0/0	54	4	11	6	1.83	4/1	0	0	1.2	9
McGee, B	9	2	0	0	0.00	0	0	0	1/0	24	2	5	1	5.00	1/5	0	0	1.3	24
McKenzie, H	1	1	0	1	1.00	1	0	0	0/0	0	2	0	0	0.00	0/0	0	0	0.0	0
Modemmen, P	4	2	1	7	7.00	4	0	0	1/0	54	2	19	3	6.33	2/1	0	0	2.1	18
Meszes, N	9	7	5	42	21.00	9	0	0	0/0	60	2	17	3	5.67	1/1	0	0	1.7	20
Middleton, K	29	12	2	14	1.40	6*	0	0	2/0	0	0	0	0	0.00	0/0	0	0	0.0	0
Moore, Sue	13	12	4	52	6.50	17	0	0	2/0	48	1	19	0	0.00	0/0	0	0	2.4	0
Moore, S-J	174	124	58	2151	32.56	76*	8	0	780	7773	428	2277	345	6.60	7/31	11	0	1.8	23
Muton, D	1	1	0	2	2.00	2	0	0	0/0	0	0	0	0	0.00	0/0	0	0	0.0	0
Nash, T	14	8	2	20	3.33	10	0	0	8/0	832	41	294	26	11.31	4/5	0	0	2.1	32
Nicholson, J	11	4	0	2	0.50	1	0	0	2/0	0	0	0	0	0.00	0/0	0	0	0.0	0
Noack, M	4	3	0	11	3.67	8	0	0	1/0	24	0	13	0	0.00	0/0	0	0	3.3	3
Noek, A	17	6	1	25	5.00	7*	0	0	1/0	312	5	167	9	18.56	3/22	0	0	3.2	35
O'Brien, L	3	3	0	10	3.33	6	0	0	2/0	106	4	32	8	4.00	7/24	1	0	1.8	13
O'Meara, B	35	35	4	264	8.52	44	0	0	6/0	114	2	62	6	10.33	3/34	0	0	3.3	19
Osborne, S	11	7	3	214	53.50	113	0	1	2/0										
Paciewicz, N	1	1	0	1	1.00	1	0	0	0/0	0	0	0	0	0.00	0/0	0	0	0.0	0
Patterson, D	52	20	7	26	2.00	7	0	0	2/0	364	10	182	15	12.13	2/6	0	0	3.0	24
Patterson, P	10	3	3	2	0.00	1*	0	0	-					0.00		0	0	0.0	0
Pepper, L	100	87	18	1727	25.03	101*	9	1	47/12	4117	231	1146	117	9.79	7/26	3	0	1.7	35
Petit, M	2	1	0	0	0.00	0	0	0	1/0	0	0	0	0	0.00	0/0	0	0	0.0	0
Pite, S	8	8	3	43	8.60	19	0	0	2/0	66	3	16	3	5.33	2/0	0	0	1.5	22
Ratford, H	19	15	4	242	22.00	65*	1	0	8/0	1144	73	267	39	6.85	5/25	1	0	1.4	29
Reid, L	2	2	0	3	1.50	2	0	0	0/0	0	0	0	0	0.00	0/0	0	0	0.0	0
Reilly, K	13	11	2	292	32.44	118	0	1	7/0	625	26	214	20	10.70	5/16	1	0	2.1	31
Richards, S	25	12	3	48	5.33	19	0	0	2/0	306	12	114	8	14.25	3/9	0	0	2.2	38
Robinson, R	12	2	2	0	0.00	0*	0	0	1/0	102	4	56	4	14.00	2/27	0	0	3.3	26
Rollé, K	1	0	0	0	0.00	0	0	0	0/0	12	0	5	0	0.00	0/0	0	0	2.5	0
Rose, S	31	17	4	57	4.38	15	0	0	5/0	564	11	322	23	14.00	5/16	1	0	3.4	25
Scott, H	2	1	0	6	6.00	6	0	0	2/0	107	9	16	5	3.20	2/4	0	0	0.9	21
Seibre, N	15	6	0	47	7.83	14	0	0	1/0	530	26	178	22	8.09	3/0	0	0	2.0	24
Sein, A	34	22	3	340	17.89	89	1	0	23/3	12	2	0	0	0.00	0/0	0	0	0.0	0
Shee, B	3	1	1	1	0.00	4*	0	0	0/0	0	0	0	0	0.00	0/0	0	0	0.0	0
Simotas, P	22	21	4	240	14.12	32	0	0	8/0	690	23	255	26	9.81	4/4	0	0	2.2	27
Skoupka, J	4	3	1	7.00	7.00	6	0	0	2/0	78	3	25	4	6.25	4/24	0	0	1.9	19
Smith, K	4	3	1	36	18.00	26*	0	0	3/0	18	0	14	1	14.00	1/14	0	0	4.7	18
Smith, R	8	5	0	45	9.00	24	0	0	2/3	52	0	29	1	29.00	1/11	0	0	3.3	52
Souvas, H	1	1	0	34	34.00	34	0	0	0/0	18	0	13	1	13.00	1/13	0	0	4.3	18
Spire, M	10	3	1	30	15.00	21	0	0	1/1	313	15	89	9	9.89	2/9	0	0	1.7	35
Stanley, K	28	20	2	140	7.78	59*	1	0	5/0	462	3	319	14	22.79	2/2	0	0	4.1	33
Stanley, H	26	6	3	13	4.33	3	0	0	4/0	616	12	295	18	16.39	3/25	0	0	2.9	64
Starmak, S	16	13	2	35	3.18	10*	0	0	6/0	66	7	31	1	31.00	1/2	0	0	2.8	36
Steammaker, S	27	28	5	378	16.43	52*	1	0	23/0	195	7	63	9	7.00	2/3	0	0	1.9	22
Stenshoel, H	19	16	0	165	10.31	28	0	0	0/0	281	8	113	11	10.27	4/18	4/18	4	2.4	26
Stone, J	59	49	6	738	17.16	102	0	1	35/0	4680	313	1021	139	7.35	8/5	0	0	1.3	33
Stubbs, B	36	6	2	13	3.25	13	0	0	1/0	133	4	51	4	12.75	1/1	0	0	2.3	33
Suters, M	12	10	2	66	8.25	16	0	0	0/0	71	0	68	1	68.00	1/7	0	0	5.7	71

Titse, M	4	4	0	4	1.00	3	0	0	0/0	0	0	0	0	0	0	0	0	0	0
Tokley, R	23	10	3	98	14.00	25*	0	0	4/0	521	15	200	18	11.11	2/2	0	0	2.3	29
Toms, J	6	2	0	0	0.00	0	0	0	0/0	0	0	0	0	0.00	0/0	0	0	0.0	0
Tourneur,H	4	1	0	2	2.00	2	0	0	0/0	0									
Viller, V	5	3	0	8	2.67	7	0	0	0/0	126	4	61	1	61.00	1/19	0	0	2.9	126
Watts, K	7	5	1	15	3.75	7	0	0	2/0	0	0	0	0	0.00	0/0	0	0	0.0	0
Weatherall, L	5	1	0	9	9.00	9	0	0	0/0	54	2	17	0	0.00	0/0	0	0	1.9	0
Weberl, C	9	5	3	0	0.00	0*	0	0	0/0	1	0	0	0	0.00	0	0	0.0	0	0
Whily, C	43	38	15	541	23.52	37*	0	0	12/4	54	0	45	3	15.00	1/11	0	0	5.0	18
Williams, J	36	29	10	644	33.89	104*	2	1	11/5	0	0	0	0	0.00	0/0	0	0	0.0	0
Young, J	9	6	3	9	3.00	13	0	0	0/0	6	0	2	0	0.00	0/0	0	0	2.0	0

WESTERN DISTRICT CRICKET CLUB INCORPORATED

CLUB MEMBERSHIP

2000 - 2001

LIFE MEMBERS

Brady, M
Hall, B
Wheeler, E
Clark, J
Macdonald, D
Garrity, G P
Matthews, D
Gelding, G W
Rogers, R

MEN

Abeyaratne, R
Boyle, J
Brown, M
Cecere, M
Collier, L
Crocker, G
Garrity, I
Hall, D
Henderson, K
Jensen, J
Jones, S
Kidd, R
Lacey, G
Longfield, S
McGann, A
McKinnon, L
Moskwa, L
Pang, S
Purson, T
Sainsbury, M
Sloane, G
Thiepaui, R
Whitelum, D
Abyaratne, R
Boyle, J
Brown, M
Cecere, M
Collier, L
Crocker, G
Garrity, I
Hall, D
Henderson, K
Jensen, J
Jones, S
Kidd, R
Lacey, G
Longfield, S
McGann, A
McKinnon, L
Moskwa, L
Pang, S
Purson, T
Sainsbury, M
Sloane, G
Thiepaui, R
Whitelum, D

WOMEN

Bailey, T
Bristol, S
Callaghan, D
Cecere, P
Connell, M
Douglas, D
Goddard, P
Harrison, J
Hinds, S
Jess, D
Karad, A
King, Garth
Lavery, L
Lusted, P
McGann, M
Mehta, A
Murphy, M
Phillips, B
Richards, D
Sattler, C
Smethurst, G
Wheatley, M
Whittaker, G
Bright, P
Grant, J
Kells, M
Reilly, K
Beauchamp, G
Brady, M
Jones, D
Rowe, C
Wall, G

Baker, W
Britt, K
Campbell, S
Cleary, D
Cosgrave, M
Evans, C
Grocott, B
Hutton, M
Huleatt, P
Johns, M
Keens, B
King, Gerard
Lewis, R
Marrosovich, R
McKenna, C
Mercer, J
O'Shea, M
Poidevin, A
Russell, M
Scascacini, J
Stroud, A
White, S
Widdup, P
Britt, K
Iffland, R
Moore, S-J
Stanley, H
Bennett, M
Brady, S
McNichol, R
Sainsbury, M
Weston, A

Boulton, S
Broers, M
Carmody, A
Cole, A
Cripps, A
Fuller, J
Hall, A
Hemana, D
Huncum, M
Jones, A
Kidd, D
Kirk, B
Lillepruun, C
McDermott, A
McKinnon, G
Miller, A
O'Connor, D
Poidevin, D
Ryan, J
Selmes, R
Symonds, M
Whitechurch, M
Wootten, M
Brown, K
Jean, S
Mock, A
Stubbs, B
Besgrove, G
Gelding, G
Norris, K
Slaten, M

VETERANS

Armstrong, C
Campbell, M
Jean, T
Paterson, D
Tournier, H
Beacroft, G
Besomo, G
Hitchock, B
Rogers, R
Tepper, B



HENDERSON HOMES (ACT) PTY LTD

ACT Lic no. 5499B

NSW Lic no. 98302C

ACN 091 350 202

ABN 75 091 350 202

Extensions Renovations New Homes

**Craig Henderson
3 Stewart Crescent
MELBA ACT 2615
Ph: (02) 6258 0800
Mobile: 0412 391 063
Fax: (02) 6258 6660**

Supporting WESTS Cricket

WESTS RUGBY CLUB

Catchpole Street, Macquarie ACT
Phone (02) 62512255 F (02) 62515423

PROUD SPONSORS OF WEST CRICKET CLUB

**WHY NOT ENJOY ALL THE BENEFITS THAT BEING A
MEMBER OF WESTS OFFERS YOU!**

CATCHPOLES AWARD WINNING BISTRO

**WITH GREAT \$6 MEMBERS MEAL DEALS MON-WED
LUNCH & DINNER**

A FRIENDLY FAMILY ENVIRONMENT

ENJOY OUR KIDS ACTIVITIES THURS-SAT 6PM TO 9PM

THE WIDEST RANGE OF RAFFLES AND PROMOTIONS

GREAT CLUB PRICES

A STATE OF THE ART SPORTSBAR

16 TV'S, READ RATINGS & THE LATEST ACTTAB FACILITIES

140 OF THE LATEST GAMING MACHINES

WITH A GREAT REWARDS SYSTEMS AND GIVEAWAYS

**THE MOST FLEXIBLE FUNCTION FACILITY
IN BELCONNEN**

6 FUNCTION ROOMS AND FREE MEMBERS HIRE AVAILABLE

**YOU'LL FIND WHAT YOU'RE LOOKING FOR AT WESTS
MORE THAN JUST A CLUB**

FOR THE INFORMATION OF MEMBERS AND GUEST

STILL TRADING 24 HOURS STRONG